

Research Paper

Hydrogeologic Controls on Episodic H₂ Release from Precambrian Fractured Rocks—Energy for Deep Subsurface Life on Earth and Mars

B. SHERWOOD LOLLAR,¹ K. VOGLESONGER,¹ L.-H. LIN,² G. LACRAMPE-COULOUME,¹
J. TELLING,¹ T.A. ABRAJANO,³ T.C. ONSTOTT,⁴ and L.M. PRATT⁵

ABSTRACT

Dissolved H₂ concentrations up to the mM range and H₂ levels up to 9–58% by volume in the free gas phase are reported for groundwaters at sites in the Precambrian shields of Canada and Finland. Along with previously reported dissolved H₂ concentrations up to 7.4 mM for groundwaters from the Witwatersrand Basin, South Africa, these findings indicate that deep Precambrian Shield fracture waters contain some of the highest levels of dissolved H₂ ever reported and represent a potentially important energy-rich environment for subsurface microbial life. The $\delta^2\text{H}$ isotope signatures of H₂ gas from Canada, Finland, and South Africa are consistent with a range of H₂-producing water-rock reactions, depending on the geologic setting, which include both serpentinization and radiolysis. In Canada and Finland, several of the sites are in Archean greenstone belts characterized by ultramafic rocks that have undergone serpentinization and may be ancient analogues for serpentinite-hosted gases recently reported at the Lost City Hydrothermal Field and other hydrothermal seafloor deposits. The hydrogeologically isolated nature of these fracture-controlled groundwater systems provides a mechanism whereby the products of water-rock interaction accumulate over geologic timescales, which produces correlations between high H₂ levels, abiogenic hydrocarbon signatures, and the high salinities and highly altered $\delta^{18}\text{O}$ and $\delta^2\text{H}$ values of these groundwaters. A conceptual model is presented that demonstrates how periodic opening of fractures and resultant mixing control the distribution and supply of H₂ and support a microbial community of H₂-utilizing sulfate reducers and methanogens. **Key Words:** Hydrogen—Methane—Gases—Hydrocarbons—Groundwater—Continental crust—Fractures—Chemoautotrophic—Serpentinization—Radiolysis. *Astrobiology* 7, 971–986.

¹Department of Geology, University of Toronto, Toronto, Ontario, Canada.

²Institute of Oceanography, National Taiwan University, Taipei, Taiwan.

³Department of Earth and Environmental Sciences, Rensselaer Polytechnic Institute, Troy, New York.

⁴Department of Geosciences, Princeton University, Princeton, New Jersey.

⁵Department of Geological Sciences, Indiana University, Bloomington, Indiana.

INTRODUCTION

IN THE RECENT LITERATURE, there has been significant interest in chemoautotrophic microorganisms and their role in the deep terrestrial biosphere, in Earth's earliest microbial ecosystems, and as potential analogues for life on other planets. Serpentinization of ultramafic rocks and alteration of basaltic ocean floor have been invoked as key mechanisms by which geochemical processes of water-rock interaction may provide energy and reducing power for chemoautotrophic microbial communities on the seafloor (Bach and Edwards, 2003; Bach *et al.*, 2004; Charlou *et al.*, 2002; Jannasch, 1985; Kelley *et al.*, 2005; Neelson *et al.*, 2005; Schulte *et al.*, 2006; Takai *et al.*, 2004). Several models have been developed to examine the significance of similar H₂- and CH₄-generating processes for chemoautotrophic life on early Earth and, potentially, Mars (Boston *et al.*, 1992; Lyons *et al.*, 2005; Oze and Sharma, 2005; Sleep *et al.*, 2004). Though a significant number of studies have focused on ocean-floor processes, investigations into H₂- and CH₄-generating processes in deep groundwaters in continental settings have been somewhat infrequent. Chapelle *et al.* (2002) and Spear *et al.* (2005) reported H₂-utilizing chemoautotrophic microbial communities in volcanic hot springs, while Stevens and McKinley (1995) suggested that H₂ autotrophic microbial ecosystems might be important at 1.3 km depth in continental flood basalts. In saline groundwaters in fractured crystalline rock at 2–3 km depth in the Witwatersrand Basin of South Africa, Lin *et al.* (2006b) and Sherwood Lollar *et al.* (2006) showed microbiological and molecular evidence, and geochemical and isotopic signatures, that were consistent with *in situ* microbial communities linking H₂ consumption to sulfate reduction and methanogenesis. Building on previous studies of sites in Canada, Finland, and South Africa, the current paper shows that, worldwide, Precambrian Shield fracture waters represent potential energy-rich environments for subsurface life, based on some of the highest levels of dissolved H₂ ever measured in groundwaters. The isotopic signature of the H₂ from sites on the Canadian and Fennoscandian shields, as well as for the Witwatersrand Basin, South Africa, are presented, and possible origins for H₂ in these tectonically stable ancient continental shield terrains are discussed. A geologic and hydrogeologic conceptual model is pre-

sented to account for the high levels of H₂ observed in deep fracture waters and the absence of H₂ in other parts of the hydrogeologic network. The relationship of the differential distribution of this energy source to microbial communities is discussed, as are implications with regard to fracture-controlled episodic release of substrates such as H₂, microbial activity in the terrestrial deep subsurface, and the search for extinct or extant life on Mars.

MATERIALS AND METHODS

Sampling methods

In Canada and South Africa, gas phase and fracture water samples were collected from underground boreholes at the borehole collar after the method of Sherwood Lollar *et al.* (2002) and Ward *et al.* (2004). A packer was placed into the opening of the borehole and sealed to the inner rock walls below water level to seal the borehole from the mine air and minimize air contamination. Gas and water were allowed to flow through the apparatus long enough to displace any air remaining in the borehole or the apparatus before sampling. Plastic tubing was attached to the end of the packer, and the flow of gas or water from the borehole was directed into an inverted graduated funnel. Gases collected in the inverted funnel were transferred directly into evacuated vials through a needle that was attached to the top of the funnel. The gas sampling vials were pre-evacuated 130 ml borosilicate vials sealed with butyl blue rubber stoppers prepared after the method of Oremland and Des Marais (1983). Vials were pre-fixed with 50 μ l of a saturated HgCl₂ solution to kill any microbes contained in the sample so that microbial activity post-sampling would not alter the gas composition and isotopic signatures. Previous studies that have compared the isotopic values of gases taken at the borehole collars to values determined for gases in solution at depth in the same boreholes showed that exsolution of the hydrocarbon gases from solution does not alter their isotopic signatures (Sherwood Lollar *et al.*, 1993a, 1994, 1993b).

In Finland, samples were also collected from uncased boreholes, but in this case the boreholes were at land surface rather than underground. Samples were collected with the use of downhole

sampling probes designed to collect pressurized samples of dissolved gas and groundwater to depths of 1000 m below surface (Sherwood Lollar *et al.*, 1993a, 1994). Probes (fitted with soft copper tube sampling chambers) were lowered to the sampling depth and allowed to equilibrate. Once filled, sample chambers were maintained at sampling depth pressure by gas-tight valves as samples were returned to surface. At surface, the copper tubes were clamped off in accordance with the technique traditionally used for noble gas analysis, which sealed the pressurized fluid and dissolved gases in the sampling tubes. Gas phases and associated fluid were then quantitatively extracted in the laboratory by vacuum degassing techniques to determine moles H₂ per liter of water (Sherwood Lollar *et al.*, 1993a, 1994). This technique of gas sampling and storage is well established in noble gas geochemistry since this method ensures no loss of light gases such as He, Ne and H₂.

Compositional analysis

Compositional analyses of gas phase samples were performed on a Varian 3400 equipped with a flame ionization detector to determine concentrations of CH₄, C₂H₆, C₃H₈, and C₄H₁₀. The hydrocarbons were separated on a J&W Scientific GS-Q column (30 m × 0.32 mm ID) with a helium gas flow and the following temperature program: initial temperature of 60°C, hold for 2.5 minutes, increase to 120°C at 5°C/min. Both an HP 5830A and a Varian 3800 GC equipped with a microthermal conductivity detector and Molecular Sieve 5A PLOT columns (25 m × 0.53 mm ID) were used to determine concentrations of the inorganic gas components (H₂, He, Ar, O₂, CO₂ and N₂). To determine concentrations of H₂, the argon carrier gas flow rate was 2mL/min and the temperature program was initial temperature of 10°C, hold for 10 min, increase to 80°C at 25°C/min, hold for 7 min. All analyses were run in triplicate, and mean values are reported in Table 1. Reproducibility for triplicate analyses was ±5%. Detection limit for H₂ by this method was 0.01% by volume (Table 1).

For the South African samples, dissolved H₂ concentrations were determined by way of a Kappa-5 Reduced Gas Analyzer (RGA 5, Trace Analytical, Sparks, MD) equipped with a Hg vapor detector for H₂ after the method of Lin *et al.* (2005a). Gases were extracted from sample bot-

tlles with a gas-tight syringe and diluted to a concentration less than 10 ppm. All analyses were run in triplicate, and mean values are reported. Reproducibility for triplicate analyses was ±5% relative error, comparable to the GC analyses, but the RGA provided a substantially improved detection limit and could quantify dissolved H₂ levels in samples where H₂ was below the GC detection limit (<0.01% by volume). The measured values were converted to dissolved concentrations in accordance with the procedures of Andrews and Wilson (1987), with the use of the Henry's law constant and the groundwater flow rate to gas flow rate ratio measured in the field. Flow rates measured during sampling varied by <10%. Error propagation for the approach yielded an overall uncertainty of ±20% for the reported values.

Lin *et al.* (2005a) reported dissolved H₂ concentrations for the Witwatersrand Basin samples, as well as much higher diffusion-corrected values of dissolved H₂, assuming a model of degassing of fluid internally within a partially dewatered fracture zone based on atmospheric noble gas measurements, after the method of Lippmann *et al.* (2003). In this paper, however, only the measured H₂ concentrations are considered, as they represent the most conservative estimate of dissolved H₂ levels.

Isotopic analysis

Isotopic analyses were performed at the University of Toronto (Table 2). The δ²H analysis was performed on a continuous-flow compound-specific hydrogen isotope mass spectrometer, which consists of an HP 6890 gas chromatograph (GC) interfaced with a micropyrolysis furnace (1465°C) in line with a Finnigan MAT Delta⁺-XL isotope ratio mass spectrometer. Total error incorporating both accuracy and reproducibility is ±5‰ with respect to V-SMOW. Analyses for δ¹³C values were performed by continuous-flow compound-specific carbon isotope ratio mass spectrometry with a Finnigan MAT 252 mass spectrometer interfaced with a Varian 3400 capillary GC. Hydrocarbons were separated by a Poraplot QTM column (25 m × 0.32 mm ID) with the following temperature program: initial temperature of 40°C, hold for 1 min, increase to 190°C at 5°C/min, hold for 5 min. Total error incorporating both accuracy and reproducibility is ±0.5‰ with respect to V-PDB standard.

TABLE 1. CONCENTRATIONS OF DISSOLVED H₂ (IN μM) IN GROUNDWATERS AND IN FREE GAS PHASE (IN VOLUME %) FOR SITES FROM THE WITWATERSRAND BASIN, SOUTH AFRICA, AND THE FENNOSCANDIAN AND CANADIAN SHIELDS

Site	Sample name	Depth (in m)	Dissolved H ₂ (in μM)	Gas phase H ₂ (in vol. %)
<i>Witwatersrand Basin, South Africa</i>				
Beatrix	BE16FW031601	866	0.119	<0.01
Beatrix	BE23FW031301	718	3.70	<0.01
Beatrix	BE24FW032601	768	4.44	<0.01
Beatrix	BE325FW032701	1290	0.016	<0.01
Beatrix	BE16FW031401IDW	866	0.097	<0.01
Evander	EV219FW030901	1474	0.774	<0.01
Evander	EV522FW041801	1694	0.025	<0.01
Evander	EV818FW030601	1950	1.28	<0.01
Evander	EV818BH5-102702	1890	10.2	<0.01
Evander	EV818BH6-102702	1890	0.608	<0.01
Evander	EV818BH6-111502	1890	5.21	<0.01
Kloof	KL1GH	NA	NA	9.15
Kloof	KL443FW050201	3100	0.455	<0.01
Kloof	KL443FW030501	3200	25.0	<0.01
Kloof	KL443FW050801	3200	47.3	<0.01
Kloof	KL739062901	3000	4980	9.25
Driefontein	DR938CH1	2712	NA	<0.05
Driefontein	DR548FW090901	3200	7410	10.3
Driefontein	DR938H3110701	2716	165	0.74
Driefontein	DR938H3071202	2716	12.0	0.32
Driefontein	DR4IPC	945	0.090	<0.05
Mponeng	MP104XC56110902	2825	3714	11.5
Mponeng	MP109FW101701	3000	203	3.30
<i>Fennoscandian Shield</i>				
Juuka	116-1	253	2550	NA
Juuka	116-1	498	131	NA
Juuka	116-1	751	79.3	NA
Juuka	116-1	850	328	NA
Juuka	116-2	254	428	NA
Juuka	116-2	500	2190	NA
Juuka	116-2	746	612	NA
Juuka	116-2	890	217	NA
Juuka	116-3	256	1120	NA
Juuka	116-3	750	307	NA
Juuka	116-3	897	2110	NA
Outokumpu	741	850	2.04	NA
Pori		50	6.54	NA
Pori		151	2.04	NA
Pori		202	1.63	NA
Pori		240	94.8	NA
Pori		351	1040	NA
Ylistaro		102	7.36	NA
Ylistaro		202	6.13	NA
Ylistaro		301	3.27	NA
Ylistaro		407	1380	NA
Ylivieska		249	5.72	NA
<i>Canadian Shield</i>				
Sudbury	CS104577	1333	NA	54.0
Sudbury	CS104547	1333	NA	43.0
Sudbury	CS104546	1333	NA	9.94
Sudbury	CS106701	1333	NA	31.6
Sudbury	CS104577	1333	NA	57.8
Sudbury	CS104590	1100	NA	51.0
Sudbury	CS104880	1100	NA	19.7
Timmins	KC5993	2072	NA	2.03
Timmins	KC5990	2072	NA	0.17

TABLE 1. CONCENTRATIONS OF DISSOLVED H₂ (IN μM) IN GROUNDWATERS AND IN FREE GAS PHASE (IN VOLUME %) FOR SITES FROM THE WITWATERSRAND BASIN, SOUTH AFRICA, AND THE FENNOSCANDIAN AND CANADIAN SHIELDS (CONT'D)

Site	Sample name	Depth (in m)	Dissolved H ₂ (in μM)	Gas phase H ₂ (in vol. %)
Timmins	KC5991	2072	NA	5.43
Timmins	KC6064	2072	NA	0.83
Timmins	KC6070	2072	NA	6.05
Timmins	KC6079	2072	NA	0.91
Timmins	KC6080	2072	NA	4.78
Timmins	KC6158	2072	NA	0.13
Timmins	KC6159	2072	NA	0.83
Timmins	KC6160	2072	NA	0.94
Timmins	KC6161	2072	NA	0.63
Timmins	KC6276	2072	NA	1.00
Timmins	KC6277	2072	NA	1.81
Timmins	KC6292	2072	NA	1.84
Timmins	KC6297	2072	NA	1.96
Timmins	KC6298	2072	NA	12.7
Timmins	KC6299	2072	NA	1.63
Timmins	KC6300	2072	NA	5.44
Timmins	KC6301	2072	NA	0.24
Timmins	KC6360	2072	NA	0.20
Timmins	KC6429	2072	NA	1.79
Timmins	KC6445	2072	NA	1.03
Timmins	KC6446	2072	NA	1.00
Timmins	KC6447	2072	NA	8.70
Timmins	KC6448	2072	NA	0.40
Timmins	KC6498	2072	NA	0.78
Timmins	KC6499	2072	NA	0.99
Timmins	KC6500	2072	NA	0.71
Timmins	KC6501	2072	NA	0.28
Timmins	KC6502	2072	NA	2.16
Timmins	KC7792	2100	NA	0.34
Timmins	KC8558	2100	NA	1.97
Timmins	KC8428	2100	NA	2.45
Timmins	KC8282	2100	NA	1.30
Timmins	KC8402	2100	NA	2.00
Timmins	KC8539	2100	NA	1.34

South African data from Lin *et al.* (2005a).
NA, not analyzed.

RESULTS

An H₂-rich deep biosphere

Several previous studies that have identified chemoautotrophic microbial ecosystems have noted the H₂-rich nature of the groundwaters in which those communities were found. Compared to the nM levels of dissolved H₂ typical of anaerobic sediments (Lovley and Goodwin, 1988), groundwaters at Lidy Hot Springs (Chapelle *et al.*, 2002), at Yellowstone hot springs (Spear *et al.*, 2005), and in the Columbia River basalt aquifer (Stevens and McKinley, 1995) contain dissolved H₂ concentrations of 0.011–0.015 μM , 0.002–0.325 μM , and 0.02–80 μM respectively (Fig. 1). In con-

trast, fracture waters in Precambrian Shield rocks of the Witwatersrand Basin of South Africa and the Canadian and Fennoscandian shields have some of the highest levels of dissolved H₂ ever measured in groundwaters (Table 1). These values are of the same order of magnitude as H₂ concentrations of 12–16 mM reported for ultramafic oceanic vent fluids, such as Rainbow and Logatchev (Charlou *et al.*, 2002), and the Lost City Hydrothermal Field (LCHF) (Kelley *et al.*, 2005). Unlike these spreading centers, where gas-fluid interactions are dominated by high-temperature chemical (and even isotopic) equilibration (Kelley, 1996; Kelley and Früh-Green, 1999; Welhan and Craig, 1979; Welhan and Craig, 1983), groundwaters in the Precambrian cratons have

TABLE 2. ISOTOPIC VALUES ($\delta^2\text{H}$) FOR H_2 IN ‰ FOR FREE GAS PHASE SAMPLES FROM THE WITWATERSRAND BASIN, SOUTH AFRICA, AND THE FENNOSCANDIAN AND CANADIAN SHIELDS

Site	Sample name	Depth (in m)	$\delta^2\text{H H}_2$ (in ‰)
<i>Witwatersrand Basin, South Africa</i>			
Kloof	KL1GH	NA	-684
Kloof	KL739062901	3000	-682
Driefontein	DR548FW090901	3200	-706
Driefontein	DR938H3110701	2716	-685
Driefontein	DRGS110198	945	-700
Driefontein	DR638GS110198	2000	-685
Mponeng	MP104XC56110902	2825	-684
<i>Fennoscandian Shield</i>			
Juuka	116-1	0	-619*
Juuka	116-1	254	-649*
Pori		350	-659*
<i>Canadian Shield</i>			
Sudbury	CCS59501	1333	-637*
Sudbury	CCS104577	1333	-719
Sudbury	CCS104547	1333	-725
Sudbury	CCS104546	1333	-738
Sudbury	CCS104577	1333	-730
Sudbury	CCS104590	1100	-728
Sudbury	CCS104880	1100	-732
Timmins	KC8558	2100	-732
Timmins	KC8428	2100	-725
Timmins	KC8282	2100	-737
Timmins	KC8402	2100	-726
Timmins	KC8539	2100	-734

*Sampled in 1988 (Sherwood Lollar *et al.*, 1993b).
NA, not available.

not experienced such high temperatures for millennia and are dominated by slower processes of low-temperature interaction. The South African groundwaters typically have H_2 concentrations in the nM to mM level, with measured concentrations in the deepest fracture waters in South Africa increasing to values as high as 7.4 mM (Fig. 1). In the Fennoscandian Shield, H_2 concentrations range from 0.1–2.5 mM at all sites (Fig. 1). For sites on the Canadian Shield, H_2 concentrations were only characterized for the free gas phase degassing from flowing groundwaters (Table 1). Without routine measurement of the corresponding groundwater flow rates from the boreholes, the gas flow rates could not be expressed in terms of dissolved H_2 concentrations. Hence, for the Canadian Shield sites the H_2 levels are reported only as % by volume of the free gas phase. A comparison between the dissolved gas measurements and free gas phase values for all sites for which both measurements are available can be seen in Table 1. Table 1 also shows

that H_2 levels can be as high as 9–58% of the total free gas phase.

H₂ isotopic signatures

The $\delta^2\text{H}$ isotopic values measured in the Precambrian Shield fracture waters in Canada, Finland, and the Witwatersrand Basin occupy a relatively narrow range from -619 to -738‰ (Table 2; Fig. 2). This range is very similar to that reported in previous studies for H_2 gas from 2 continental gas wells in Kansas (Coveney *et al.*, 1987) and from ophiolite-hosted gas seeps in Oman (Fritz *et al.*, 1992; Neal and Stanger, 1983) (Fig. 2). Isotopic values originally reported for H_2 from gas seeps in the Zambales ophiolite sequence in the Philippines were significantly more enriched (-581‰, and -599‰) (Abrajano *et al.*, 1990). Based on a 2005 expedition to, and re-sampling of, the Los Fuegos Eternos site and a new reduced-gas occurrence in the Philippines, however, measured values reported here for the first

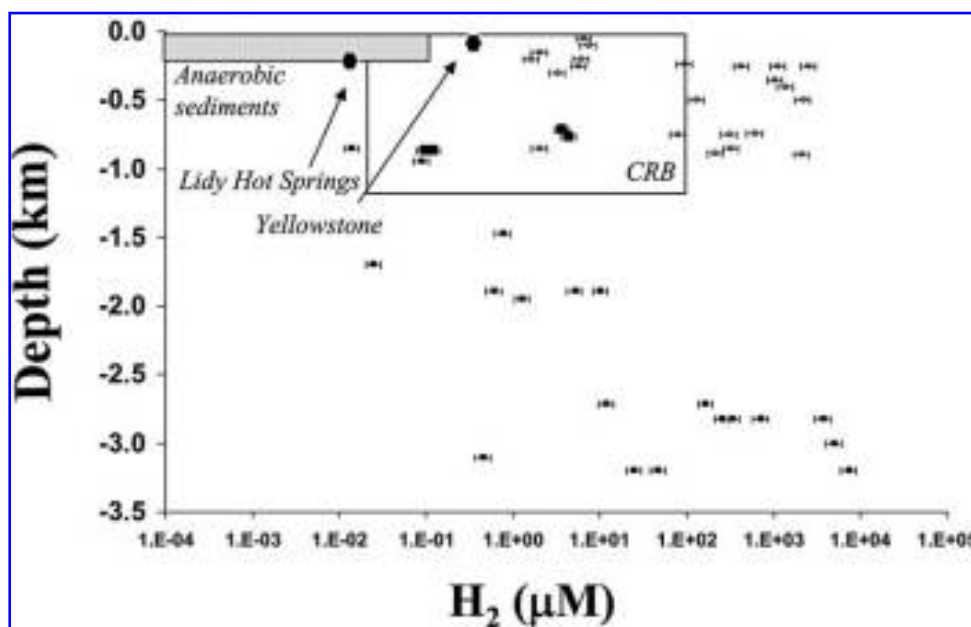


FIG. 1. Dissolved H₂ concentrations (in μM) for groundwaters from the Fennoscandian Shield (open circles) and for the Witwatersrand Basin, South Africa (closed squares). For comparison, dissolved H₂ concentrations for porewaters and groundwaters from anaerobic sediments (Lovley and Goodwin, 1988); for the Columbia River basalt (CRB) aquifers (Stevens and McKinley, 1995); and maximum values reported for Lidy Hot Springs (Chapelle *et al.*, 2002) and Yellowstone hot springs (Spear *et al.*, 2005) are shown. South African data are from Lin *et al.* (2005a).

time (Los Fuegos: -679% , -707% ; new site: -632% , -648% , -650%) for $\delta^2\text{H}$ of H₂ more closely conform with the other values in Fig. 2. Although H₂ in seafloor hydrothermal systems, such as the LCHF range to more-enriched $\delta^2\text{H}$ values due to isotopic equilibration of H₂ with the higher temperature vent fluids in these systems (Proskurowski *et al.*, 2006), the data from this study and from the literature indicate that H₂ in groundwaters typically has $\delta^2\text{H}$ values that fall in the range of -600 to -800% , with the majority falling in a relatively narrow range between -675 and -750% (Fig. 2).

Lin *et al.* (2005b) demonstrated that, while the $\delta^2\text{H}$ isotopic values for H₂ produced in laboratory experiments by radiolytic decomposition of water were in the range of -348 to -539% , the isotopic composition of H₂ produced by radiolysis in the natural environment would be much more ²H depleted due to isotopic re-equilibration with *in situ* groundwaters whose residence time exceeded 10^3 to 10^5 years. Figure 3 demonstrates that the range of $\delta^2\text{H}$ values for H₂ in relatively low-temperature groundwaters can be predicted, assuming isotopic equilibration between water and H₂. For a range of temperatures from 0 to 60°C, and typical $\delta^2\text{H}_{\text{H}_2\text{O}}$ values for groundwa-

ters of $+10\%$ to -120% (Clark and Fritz, 1997), $\delta^2\text{H}$ values for H₂ in the system are likely to be constrained to the range -680 to -800% if the residence time for H₂ in groundwaters is on the order of thousands of years or more. Regardless of the original $\delta^2\text{H}$ value of the H₂ produced, isotopic re-equilibration is likely to overprint the primary isotopic value of H₂ and result in very depleted $\delta^2\text{H}$ values for the gas due to relatively rapid H₂-H₂O isotopic exchange on geologic timescales.

DISCUSSION

Origin of H₂

An important corollary to the phenomenon illustrated in Fig. 3 is that, while $\delta^2\text{H}_{\text{H}_2}$ values may provide information about the temperature of equilibration between H₂ and water in most groundwater settings, the values provide less reliable information about the origin of the H₂. In practice, determining the origin of the H₂ in a given system is largely dependent on assessing the geochemical and mineralogical setting and thermodynamic potential for various possible H₂-

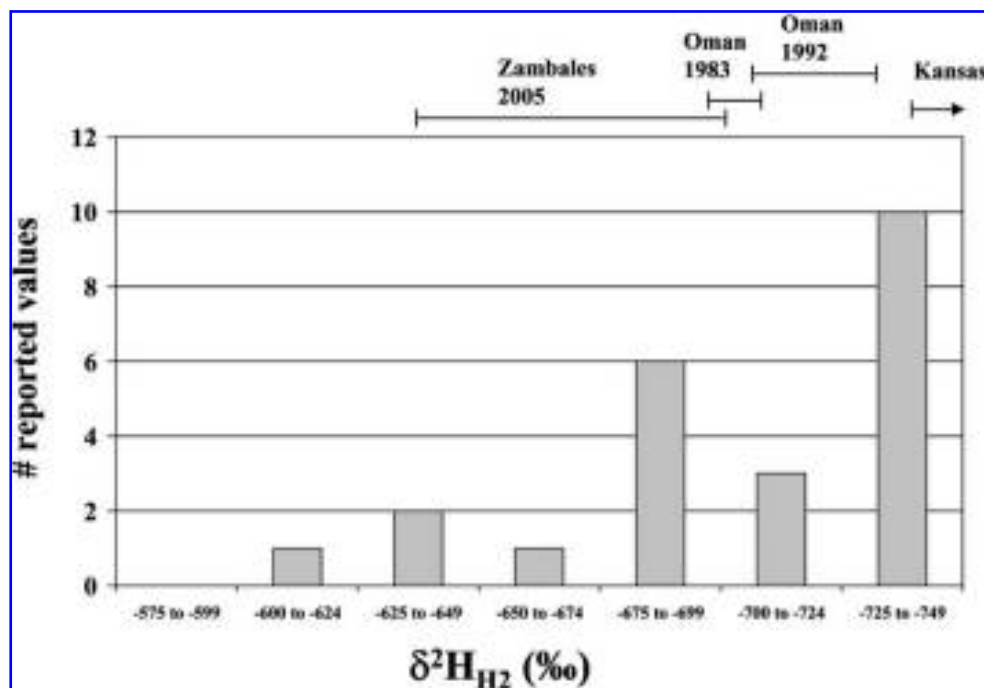
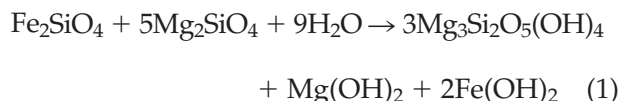


FIG. 2. Distribution of $\delta^2\text{H}$ values for H_2 from sites in Precambrian Shield rocks of Finland, Canada and South Africa. The most ^2H -enriched values (-619‰ , -637‰ , -649‰ , -659‰) were all from sites sampled in 1988 and were analyzed by off-line sample preparation techniques with a poorer reproducibility ($\pm 20\text{‰}$) compared to current analytical capabilities by continuous-flow compound-specific isotope analysis ($\pm 5\text{‰}$). Hence the more-enriched off-set for these 4 samples compared to the samples from Canada and South Africa may be real or may reflect the larger error in these analyses. Zambales 2005 data were analyzed at the University of Toronto (see text). Kansas data are from 2 continental gas wells and range from -740 to -836‰ (Coveney *et al.*, 1987). Data from the Oman ophiolite seep gases are from Neal and Stanger (1983) (-697‰ , -699‰ , -699‰ , -714‰) and from Fritz *et al.* (1992) (-712‰ , -721‰ , -733‰).

producing reactions. In the tectonically stable billion-year-old rocks of the Precambrian Shield sites in this study, a magmatic H_2 input is not likely, given noble gas measurements that support a dominantly crustal origin for the dissolved gases (Lippmann *et al.*, 2003; Sherwood Lollar *et al.*, 1993b). However, many of the study sites in the Canadian and Fennoscandian shields are located in Archean greenstone belts where ultramafic rocks in general and serpentinized mineralogies in particular are widespread (Sherwood Lollar *et al.*, 1993a, 1993b). H_2 production coupled to serpentinization is a well-characterized phenomenon (Schulte *et al.*, 2006; Sleep *et al.*, 2004). Hydration of ultramafic rocks forms hydrous silicates (serpentine) and hydroxides via Equation 1 where:



is coupled with oxidation of Fe^{2+} to form magnetite and H_2 gas via Equation 2:



At sites such as Kidd Creek in Timmins, Canada, and the Ylivieska, Juuka, and Outokumpu sites in Finland, H_2 production via serpentinization is a likely scenario, given the abundance of ultramafic rocks. The Kidd Creek deposit (2700 Ma) is one of the world's largest massive volcanogenic sulphide deposits and is thought to be an ancient hydrothermal seafloor spreading center, which is reflected in its layered steeply dipping felsic, mafic, and ultramafic units (Bleeker and Parrish, 1996). The Juuka and Outokumpu sites are part of the 1900–2100 Ma Outokumpu ophiolite sequence and are associated with Cu-Ni sulphide ore. The Outokumpu complex consists of serpentinite lenses and enveloping quartz, skarn, and carbonate rocks rimmed

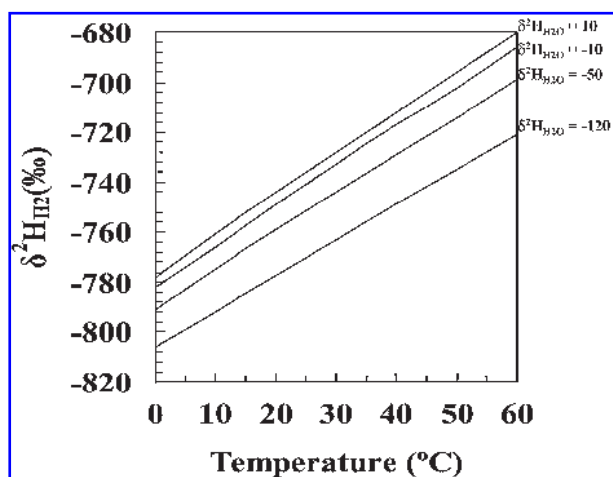


FIG. 3. The y-axis shows the range of expected $\delta^2\text{H}$ values for H₂ dissolved in groundwater systems with temperatures between 0–60°C and with $\delta^2\text{H}_{\text{H}_2\text{O}}$ values typical of meteoric groundwaters (+10‰ to –120‰). The calculations indicate that for groundwater residence times that exceed 10^3 to 10^5 years (Lin *et al.*, 2005b), $\delta^2\text{H}$ values for H₂ are constrained to the range of –680‰ to –800‰ assuming isotopic re-equilibration between H₂ and H₂O. Values of $\alpha_{\text{H}_2\text{O(l)}-\text{H}_2\text{(g)}}$ are based on Equation 8 from Horibe and Craig (1995).

by black schists and embedded in mica gneisses and mica schists (Gaal, 1985; Parkkinen and Reino, 1985; Simonen, 1980). The serpentinites are thought to be tectonically emplaced fragments of Precambrian submarine hydrothermal deposits (Gaal, 1985; Papunen and Vormaa, 1985). As such, the gases at these sites are a potential ancient analogue for the serpentinite-hosted gases reported at Lost City and other ultramafic-hosted hydrothermal fields on the ocean floor (Charlou *et al.*, 2002; Kelley *et al.*, 2005).

In contrast, while ultramafic and serpentinitized rocks are present in the Witwatersrand Basin, they were not locally extensive at any of the sites investigated by our team. The absence of significant exposures of ultramafic rock, the lack of evidence for serpentinitization and the elimination of other possible H₂-producing water-rock reactions such as formation of FeS₂ from FeS (Drobner *et al.*, 1990), thermal decomposition of alkanes and carboxylic acids (Seewald, 2001), oxidation of Fe²⁺-bearing minerals (Stevens and McKinley, 1995), and fracture-induced reduction of water (Kita *et al.*, 1982) based on Gibbs free energy calculations lent support to the idea that the production of H₂ in the basin host rocks was a result of an alternative mechanism of water-rock interaction, specifically, radiolytic decomposition of

water (Lin *et al.*, 2005a, 2005b). Lin *et al.* (2005b) showed that, over the Ma timescale estimated for groundwaters in the Witwatersrand Basin (Lippmann *et al.*, 2003), rates of H₂ generation of 0.1–1 nM/year are sufficient to produce the observed mM concentrations of dissolved H₂ in the groundwaters. Lin *et al.* (2005a) showed that these rates of H₂ generation are consistent with radiolytic decomposition of water sustained by reported U, Th, and K contents of the Witwatersrand Basin host rock.

H₂ in the deep biosphere—balance of sources and sinks

The variety of different H₂-producing water-mineral reactions, as outlined above, that are feasible in the crystalline host rocks of the Precambrian Shield sites of Canada, Finland, and South Africa suggests that significant levels of H₂ in the free gas phase or dissolved in groundwaters in this geologic setting are not at all unexpected. While the specific H₂-producing mechanism will vary from site to site as a function of the local geology, mineralogy, and geochemical history, the long residence times [on the order of millions to tens of millions of years (Lin *et al.*, 2006b; Lippmann *et al.*, 2003)] for the groundwaters provide a setting in which the products of water-rock reactions can accumulate. The intriguing question in these systems is not so much the source of the H₂, whether from radiolysis, serpentinitization, or other H₂-producing reactions, but the mechanism by which it accumulates to such high (mM) concentrations. Previous studies have documented the presence of *in situ* microbial communities that couple H₂ utilization to sulfate reduction and, to a lesser extent, to microbial methanogenesis in these ancient formation waters (Lin *et al.*, 2006b; Sherwood Lollar *et al.*, 2006). Reconciling the presence of H₂ utilizers with mM concentrations of dissolved H₂ suggests factors other than substrate availability are limiting microbial activity (Lin *et al.*, 2006b). The current paper suggests that fracture-controlled groundwater flow in the crystalline rocks and resulting discontinuous hydraulic connectivity means that mixing between isolated fracture networks is limited and episodic (Frape *et al.*, 1984; McNutt *et al.*, 1990). A conceptual model is presented that demonstrates how periodic opening of fractures and resulting groundwater mixing controls the distribution and supply of H₂ in this setting.

Fracture-controlled hydrogeology

In crystalline rock, hydrogeologically isolated fractures often contain isotopically and geochemically distinct end members. Previous studies published on the groundwaters of the Canadian Shield demonstrated that the major geochemical and isotopic parameters were controlled by mixing between fresh to moderately saline shallow groundwaters with $\delta^{18}\text{O}$ and $\delta^2\text{H}$ values consistent with paleometeoric waters, and deep ancient groundwaters characterized by very high salinities (up to hundreds of g/L) with $\delta^{18}\text{O}$ and $\delta^2\text{H}$ values that fall to the left of the Global Meteoric Water Line (GMWL) (Frape *et al.*, 1984). While the ultimate origin of these fluids may have been saline waters that penetrated the crystalline basement, formation water, or hydrothermal fluids, their geochemical and isotopic signatures have been so profoundly overprinted by the effects of long-term water-rock interaction in these high rock/water ratio fractures that little evidence of their primary composition remains (Fritz and Frape, 1982). The isotopic composition of the groundwaters lies along trends of increasing isotopic enrichment in ^{18}O and ^2H with increasing salinity, which is indicative of significant mixing on a regional scale (Frape *et al.*, 1984) controlled by periodic opening of fractures due to tectonic changes. Mixing and precipitation of secondary minerals (primarily calcite and quartz), as well as further tectonic activity, reseal the fractures, which creates pockets of hydrogeologically isolated waters, since the geochemical and isotopic signatures of both waters and fracture minerals can vary substantially even on opposite sides of the same fault system (McNutt *et al.*, 1990).

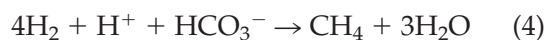

Investigations of groundwater systems in the Witwatersrand Basin of South Africa support a similar model. As shown in Fig. 4, $\delta^{18}\text{O}$ and $\delta^2\text{H}$ values typically describe mixing lines between the most saline, deepest groundwaters with $\delta^{18}\text{O}$ and $\delta^2\text{H}$ values to the left of the GMWL and less saline paleometeoric waters that fall along the GMWL (Ward *et al.*, 2004). Temperature histories and age estimates reinforce this end-member mixing scenario. Paleometeoric fluids range in age from approximately 10 Ka to 1–5 Ma, and their temperatures range from 30–40°C. The deeper groundwaters, with salinities and isotopic compositions that reflect their long residence times in the deep subsurface and the prolonged

effects of water-rock interaction, have temperatures of 45–60°C and age estimates in the tens of millions of years based on noble gas and ^{36}Cl measurements (Lippmann *et al.*, 2003; Onstott *et al.*, 2006a; Ward *et al.*, 2004).

Figure 4 illustrates that the distribution of H_2 in the Witwatersrand Basin is consistent with this end-member model for the groundwaters. The highest H_2 concentrations are indeed found in the oldest, most saline groundwaters with the most altered $\delta^{18}\text{O}$ and $\delta^2\text{H}$ signatures. Paleometeoric groundwaters falling along the GMWL all have dissolved H_2 concentrations in the low μM to nM range (Fig. 4; Table 1). Sherwood Lollar *et al.* (2006) demonstrated that the oldest, most saline, and H_2 -rich groundwaters were also the samples in which the hydrocarbon gas component was dominated by an abiogenic isotopic signature with more ^{13}C -enriched CH_4 and a substantial quantity of C_2+ in addition to CH_4 . Groundwater and gas geochemical compositions, and isotopic signatures of both gases and waters, all reflect the effects of extensive water-rock interaction.

Implications of fracture-controlled hydrogeology on biogeochemistry and microbiological activity

Lin *et al.* (2006b) published microbiological and molecular analyses of the *in situ* microbial community in one of the H_2 -rich, abiogenic hydrocarbon-dominated saline fracture waters at 2.8 kmbls (kilometers below land surface) in the Mponeng gold mine, for which age estimates of 15–25 Ma had been derived. The samples were both low in biomass (cell density of 10^4 cells/ml) and had exceptionally low biodiversity, dominated by a single phylotype closely related to thermophilic sulfate-reducers. Gibbs free energy calculations were consistent with H_2 utilization by sulfate reducers and, to a lesser extent, methanogens (also identified as a minor phylotype based on 16sRNA clone libraries) sustained by geologically produced SO_4 and H_2 via Equations 3 and 4.



Intriguingly, the system was energy-rich and not nutrient-limited, but *in situ* rates of microbial sulfate reduction and methanogenesis were esti-

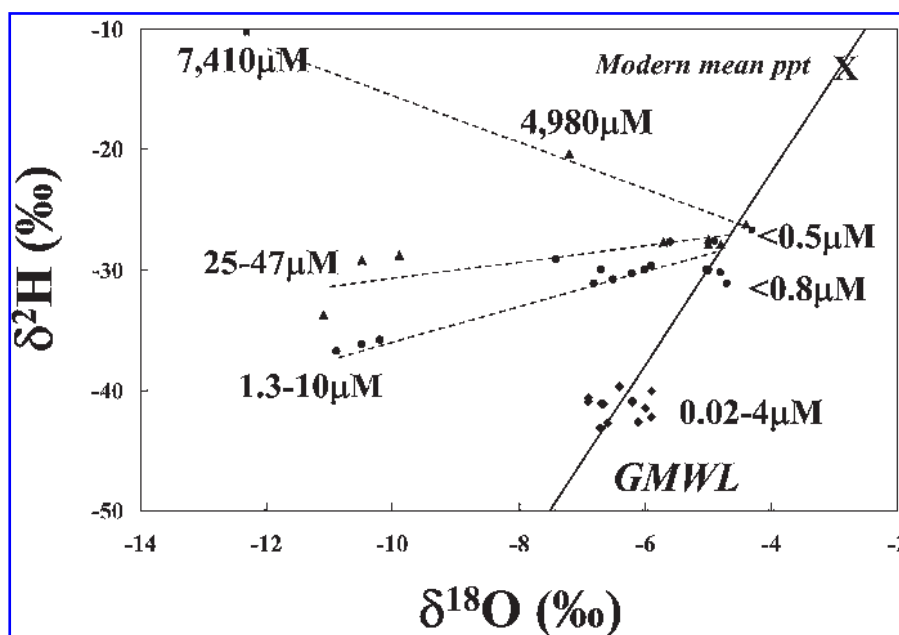


FIG. 4. $\delta^2\text{H}_{\text{H}_2\text{O}}$ and $\delta^{18}\text{O}_{\text{H}_2\text{O}}$ values for groundwaters from the Witwatersrand Basin [data from Ward *et al.* (2004)] with dissolved H₂ concentrations from Table 1. The global meteoric water line (GMWL) is from Craig (1961) and the International Atomic Energy Agency (1981). Possible mixing lines are drawn in to emphasize the trends between samples that lie on the global meteoric waterline and more water-rock-reaction-dominated end-members falling to the left of the GMWL. Symbols represent different mine sites (squares—Driefontein; triangles—Kloof; circles—Evander; diamonds—Beatrix). Locations and detailed geologic descriptions can be found in Ward *et al.* (2004).

mated to be <1 nM/year (Lin *et al.*, 2006b) and <0.01 nM/year (Onstott *et al.*, 2006a) respectively, which indicates the likelihood of as-yet-unidentified limiting factors on microbial metabolic activities. Hence, despite the presence of active microbial communities, H₂ concentrations remain high, and CH₄ compositions and isotopic signatures still reflect the abiogenic signature associated with water-rock interaction, which indicates that the contribution of microbial CH₄ must be small relative to the abiogenic component.

In contrast, microbial and molecular studies carried out for the paleometeoric groundwater end members typically exhibit both higher total biomass and greater biodiversity (Lin *et al.*, 2006a; Onstott *et al.*, 2006a; Sherwood Lollar *et al.*, 2006; Ward *et al.*, 2004). Sherwood Lollar *et al.* (2006) noted that the decrease in H₂ observed in these younger, less saline paleometeoric waters was accompanied by a shift in both the isotopic values and composition of the hydrocarbon gases toward signatures consistent with significant production of more ¹³C-depleted microbial CH₄ via Eq. 4 and an overprinting of the more ¹³C-enriched and C₂+rich abiogenic hydrocarbon signature associated with the deeper water-rock in-

teraction dominated end member (Fig. 5). Estimated rates of methanogenesis in these shallower groundwaters (100 nM/year) are consistent with this scenario (Onstott *et al.*, 2006a), as subsurface microbial communities access the products of geological water-rock reactions to sustain metabolic activity, which is dominated by H₂ utilization coupled to sulfate reduction and methanogenesis (Lin *et al.*, 2006a; Onstott *et al.*, 2006a). Potentially, the H₂ autotrophs could be auxotrophs (Ladapo and Whitman, 1990) that require an additional growth factor that only becomes available when more saline fracture waters mix with shallower paleometeoric waters.

The Precambrian Shield rocks of Canada, Finland, and South Africa are some of the oldest rocks on Earth and exhibit ages from approximately 2 to more than 3 Ga. Even the oldest groundwaters are several orders of magnitude younger (millions of years) and at some point in the past may have been sterile due to the high-temperature histories of these geological provinces. The presence of active *in situ* microbial communities distinct from surface organisms suggests that, as the system cooled at some point in the geologic past, the deep subsurface was re-

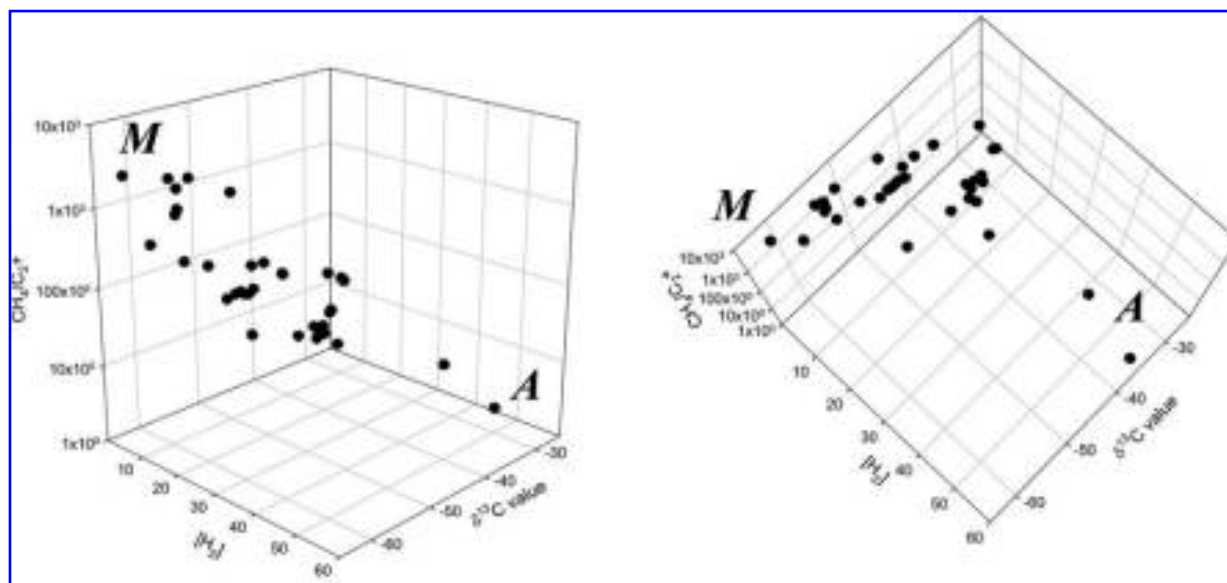


FIG. 5. Dissolved H_2 concentrations (in volume %), CH_4/C_2^+ ratios, and $\delta^{13}C_{CH_4}$ values are plotted for sites from the Canadian Shield and Witwatersrand Basin (data from Ward *et al.*, 2004; Sherwood Lollar *et al.*, 2006; and Table 1). The oldest, most saline groundwaters with $\delta^2H_{H_2O}$ and $\delta^{18}O_{H_2O}$ values to the left of the GMWL are also those samples in which the gas compositions and isotopic signatures are dominated by the products of water-rock interaction. High levels of dissolved H_2 are correlated with the most ^{13}C -enriched $\delta^{13}C_{CH_4}$ values and the lowest CH_4/C_2^+ ratios consistent with abiogenic hydrocarbon gases derived from water-rock reactions (denoted A). As hypothesized in Sherwood Lollar *et al.* (2006), as H_2 levels decrease due to H_2 autotrophy linked to methanogenesis in the paleometeoric end members (see Eq. 4 in text), the increasing contribution of microbial CH_4 results in an overprint of the abiogenic CH_4 signature and a shift to more ^{13}C -depleted $\delta^{13}C_{CH_4}$ values and higher CH_4/C_2^+ ratios (denoted M).

populated by fracture flow and mixing (Onstott *et al.*, 2006a). The findings of Lin *et al.* (2006b) suggest that such a repopulation may have taken place, for instance, at least 15–25 Ma ago in the Witwatersrand Basin. The substantial geochemical and isotopic heterogeneity of groundwaters and gases, as summarized in the current paper, demonstrates that groundwaters in these crystalline rock settings are not well mixed. As noted in the earliest studies of groundwaters from the Canadian Shield, the system is one best described by episodic hydraulic connectivity and mixing as fractures open, due to tectonic shifts, and close as fractures are resealed due to secondary mineral precipitation and further tectonic activity (McNutt *et al.*, 1990). Figure 6 presents a conceptual model to show how the hydrogeologic constraints of fracture-controlled flow can provide the spatial and temporal discontinuity that allows the products of slow water-rock interaction to build up to high levels over geologic time. As described above, while microbial metabolism via H_2 utilization coupled to sulfate reduction and methanogenesis is thermodynamically feasible in the ancient highly saline fracture waters, the calculated rates for these reactions (<1 nM/year,

and <0.01 nM/yr, respectively, for Equations 3 and 4) suggest an as-yet-unidentified limiting factor (Lin *et al.*, 2006b; Onstott *et al.*, 2006a), and the gas geochemistry and isotopic compositions still reflect the dominance of abiogenic processes of water-rock interaction. When the fractures open and mixing with younger paleometeoric waters occurs (Fig. 4), the pattern shifts to one of H_2 depletion and hydrocarbon gas chemistry and isotopic signatures consistent with H_2 utilization and methanogenesis (Sherwood Lollar *et al.*, 2006), *i.e.*, geochemical and isotopic observations that reflect the overprinting of abiogenic processes by microbial activity. These geochemical and isotopic observations are supported by the shift in the microbial community in these boreholes toward increasing biodiversity, increased biomass, and a higher proportion of methanogens (Ward *et al.*, 2004) compared to the highly saline fracture end member described by Lin *et al.* (2006b). These processes may have occurred on a spectrum of timescales—over Ma timescales due to natural processes of strain and deformation, but also and more recently due to changes induced by mine drilling and exploration.

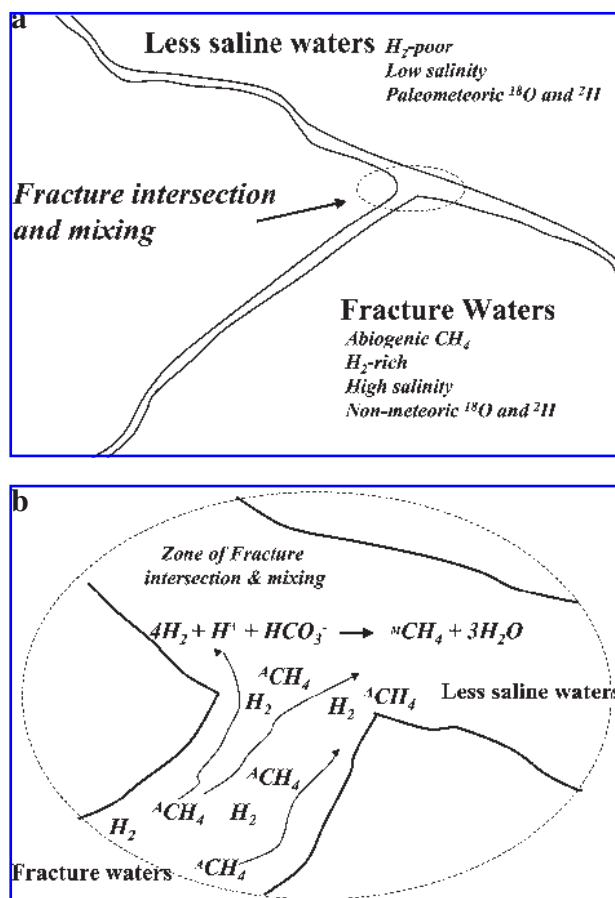


FIG. 6. (a) Conceptual model for hydrogeologically isolated fracture-controlled groundwater flow and mixing in crystalline rock. In sealed fractures, products of abiogenic water-rock reactions accumulate over geologically long timescales (H₂, ^ACH₄). Episodic fracture opening mixes highly saline groundwaters with younger paleometeoric waters to generate the trends shown in Fig. 4 and Figs. 5a and 5b. (b) Detail of fracture intersection and mixing zone. This schematic does not attempt to depict all geochemical reactions taking place and does not include all parameters. It is shown to illustrate how the observed H₂ depletion and shift to microbial methane signatures might arise due to the hypothesized mechanism of fracture intersection and mixing. H₂ depletion is accompanied by production of a second microbial CH₄ component (^MCH₄) that mixes with and overprints the abiogenic CH₄ signature (^ACH₄).

We suggest that the end-member distribution of major geochemical parameters, the isotopic signatures for groundwaters, the compositional and isotopic signatures of dissolved gases, and the microbiological composition and biomass in the deep fracture waters of the Precambrian Shield are a function of long-term accumulation of the products of water-rock interaction and energy substrates, combined with limited microbial

activity in the deepest groundwaters. Based on these observations, our conceptual model is that the hydrogeologically isolated fracture-controlled groundwater system periodically releases H₂ that drives deep subsurface microbial activity. The timescales of these episodic releases and of the resulting microbial activity remain to be determined, but geodynamic models by Sleep and Zoback (this volume) suggest the timescales of rock faulting and deformation (10⁵ to 10⁶ year) are consistent with the noble-gas-derived residence times for the groundwaters described in this paper. The geologically stable ancient Precambrian cratons of Earth are the closest analogues available to single-plate planets such as Mars. While hydrothermal vents have been suggested as target sites for exploration for life on Mars, the degree of recent volcanism and hydrothermal activity is still debated (Krasnopolsky, 2005; Lyons *et al.*, 2005), and no extinct or extant vents have been positively identified to date. Given that strain rates in the martian crust have been suggested to be of the same order of magnitude as those on the terrestrial cratons (Sleep and Zoback, 2007), this paper suggests that H₂ derived from alteration of the martian basaltic crust might be sequestered in fractures and episodically released in a system analogous to the terrestrial Precambrian cratons. This implies that the habitability of the martian crust might not be restricted to sites of localized hydrothermal activity. While the presence of the martian cryosphere and potential clathrates will affect the porosity and permeability of the martian crust, as well as the net flux of gases (Clifford and Parker, 2001; Onstott *et al.*, 2006b), the underlying principles of fracture-controlled energy sequestration and episodic release cannot be ignored. Ongoing investigation by this team of researchers into fracture-controlled geologic energy for life in Precambrian Shield sites in the Arctic where permafrost and clathrate deposits are present will provide additional constraints on habitability of Earth's deep "cold" biosphere and important implications for the search for life on Mars.

ACKNOWLEDGMENTS

This study was supported in part by grants from the Natural Sciences and Engineering Research Council of Canada, the Canada Council Killam Fellowship, and Canadian Space Agency

to B.S.L., by the National Science Foundation Life in Extreme Environments Program (EAR-9714214) grant to T.C.O., and NASA Astrobiology funding to the IPTAI (Indiana-Princeton-Tennessee) team (L.P.). We thank H. Li for compositional and isotopic analyses. Special thanks are due to the geologists and staff of the mines for providing geological information and invaluable assistance with underground field work. Thanks to N. Sleep and M. Zoback for discussions and to three anonymous reviewers for their helpful suggestions.

ABBREVIATIONS

GC, gas chromatograph; GMWL, Global Meteoric Water Line; LCHF, Lost City Hydrothermal Field.

REFERENCES

- Abrajano, T.A., Sturchio, N., Kennedy, B.M., Lyon, G.L., Muehlenbachs, K., and Bohlke, J.K. (1990) Geochemistry of reduced gas related to serpentinization of the Zambales ophiolite, Philippines. *Appl. Geochem.* 5, 625–630.
- Andrews, J.N. and Wilson, G.B. (1987) The composition of dissolved gases in deep groundwaters and groundwater degassing. In *Saline Water and Gases in Crystalline Rocks*, Special Paper 33, edited by P. Fritz and S.K. Frape, Geological Association of Canada, St. John's, Newfoundland, Canada, pp. 245–252.
- Bach, W. and Edwards, K.J. (2003) Iron and sulfide oxidation within the basaltic ocean crust: implications for chemolithoautotrophic microbial biomass production. *Geochim. Cosmochim. Acta* 67, 3871–3887.
- Bach, W., Garrid, C.J., Paulick, H., Harvey, J., and Rosner, M. (2004) Seawater-peridotite interactions: first insights from ODP Leg 209, MAR 15°N. *Geochemistry, Geophysics, Geosystems* 5, Q09F26.
- Bleeker, W. and Parrish, R.R. (1996) Stratigraphy and U-Pb zircon geochronology of Kidd Creek: implications for the formation of giant volcanogenic massive sulphide deposits and the tectonic history of the Abitibi greenstone belt. *Can. J. Earth Sci.* 3, 1213–1231.
- Boston, P.M., Ivanov, M.V., and McKay, C.P. (1992) On the possibility of chemosynthetic ecosystems in subsurface habitats on Mars. *Icarus* 95, 300–308.
- Chapelle, F.H., O'Neill, K., Bradley, P.M., Methe, B.A., Ciuffo, S.A., Knobel, L.L., and Lovley, D.R. (2002) A hydrogen-based subsurface microbial community dominated by methanogens. *Nature* 415, 312–315.
- Charlou, J.L., Donval, J.P., Fouquet, Y., Jean-Baptiste, P., and Holm, N. (2002) Geochemistry of high H₂ and CH₄ vent fluids issuing from ultramafic rocks at the Rainbow hydrothermal field (36°14'N, MAR). *Chem. Geol.* 191, 345–359.
- Clark, I.D. and Fritz, P. (1997) *Environmental Isotopes in Hydrogeology*, Lewis Publishers, CRC Press, Boca Raton, FL.
- Clifford, S.M. and Parker, T.J. (2001) The evolution of the martian hydrosphere: implications for the fate of a primordial ocean and the current state of the Northern Plains. *Icarus* 154, 40–79.
- Coveney, R.M.J., Goebel, E.D., Zeller, E.J., Dreschhoff, G.A.M., and Angine, E.E. (1987) Serpentinization and the origin of hydrogen gas in Kansas. *Am. Assoc. Pet. Geol. Bull.* 71, 39–48.
- Craig, H. (1961) Isotopic variations in meteoric waters. *Science* 133, 1702–1703.
- Drobner, E., Huber, H., Wachtershauser, G., Rose, D., and Stetter, K.O. (1990) Pyrite formation linked with hydrogen evolution under anaerobic conditions. *Nature* 346, 742–744.
- Frape, S.K., Fritz, P., and McNutt, R.H. (1984) Water-rock interaction and chemistry of groundwaters from the Canadian Shield. *Geochim. Cosmochim. Acta* 48, 1617–1627.
- Fritz, P. and Frape, S.K. (1982) Saline groundwaters on the Canadian Shield—a first overview. *Chem. Geol.* 36, 179–190.
- Fritz, P., Clark, I.D., Fontes, J.-C., Whiticar, M.J., and Faber, E. (1992) Deuterium and ¹³C evidence for low temperature production of hydrogen and methane in a highly alkaline groundwater environment in Oman. In *Water-Rock Interaction*, edited by T.K. Kharaka and A.S. Maest, Balkema, Rotterdam, pp. 793–796.
- Gaal, G. (1985) Nickel metallogeny related to tectonics. In *Nickel-Copper Deposits of the Baltic Shield and Scandinavian Caledonides*, Vol. 333, edited by H. Papunen and G.I. Gorbunov, Geological Survey of Finland, Espoo, Finland, pp. 143–155.
- Horibe, Y. and Craig, H. (1995) D/H fractionation in the system methane-hydrogen-water. *Geochim. Cosmochim. Acta* 59, 5209–5217.
- International Atomic Energy Agency (1981) *Statistical Treatment of Environmental Isotope Data in Precipitation*, International Atomic Energy Agency, Vienna, Austria.
- Jannasch, H.W. (1985) The chemosynthetic support of life and the microbial diversity at deep-sea hydrothermal vents. *Proc. R. Soc. Lond., B, Biol. Sci.* 225, 277–297.
- Kelley, D.S. (1996) Methane-rich fluids in the oceanic crust. *J. Geophys. Res.* 101, 2943–2962.
- Kelley, D.S. and Früh-Green, G.L. (1999) Abiogenic methane in deep-seated mid-ocean ridge environments: insights from stable isotope analyses. *J. Geophys. Res.* 104, 10439–10460.
- Kelley, D.S., Karson, J.A., Früh-Green, G.L., Yoerger, D.R., Shank, T.M., Butterfield, D.A., Hayes, J.M., Schrenk, M.O., Olson, E.J., Proskurowski, G., Jakuba, M., Bradley, A., Larson, B., Ludwig, K., Glickson, D., Buckman, K., Bradley, A.S., Brazelton, W.J., Roe, K., Elend, M.J., Delacour, A., Bernasconi, S.M., Lilley, M.D., Baross, J.A., Summons, R.E., and Sylva, S.P. (2005) A

- serpentinite-hosted ecosystem: the Lost City Hydrothermal Field. *Science* 307, 1428–1434.
- Kita, I., Matsuo, S., and Wakita, H. (1982) H₂ generation by reaction between H₂O and crushed rock: an experimental study on H₂ degassing from the active fault zone. *J. Geophys. Res.* 87, 10789–10795.
- Krasnopolsky, V.A. (2005) Some problems related to the origin of methane on Mars. *Icarus* 180, 359–367.
- Ladapo, J. and Whitman, H.B. (1990) Method for isolation of auxotrophs in the methanogenic archaeobacteria: role of the acetyl-CoA pathway of autotrophic CO₂ fixation in *Methanococcus maripaludis*. *Proc. Natl. Acad. Sci. U.S.A.* 87, 5598–5602.
- Lin, L.-H., Hall, J., Lippmann-Pipke, J., Ward, J.A., Sherwood Lollar, B., DeFlaun, M., Rothmel, R., Moser, D.P., Gihring, T.M., Mislouack, B.J., and Onstott, T.C. (2005a) Radiolytic H₂ in the continental crust: nuclear power for deep subsurface microbial communities. *Geochemistry, Geophysics, Geosystems* 6, Q07003.
- Lin, L.-H., Slater, G.F., Sherwood Lollar, B., Lacrampe-Couloume, G., and Onstott, T.C. (2005b) The yield and isotopic composition of radiolytic H₂, a potential energy source for the deep subsurface biosphere. *Geochim. Cosmochim. Acta* 69, 893–903.
- Lin, L.H., Hall, J., Onstott, T.C., Gihring, T.M., Sherwood Lollar, B., Boice, E.A., Pratt, L.M., Lippmann-Pipke, J., and Bellamy, R.E.S. (2006a) Planktonic microbial communities associated with fracture-derived groundwater in a deep gold mine of South Africa. *Geomicrobiol. J.* 23, 475–497.
- Lin, L.-H., Wang, P.-L., Rumble, D., Lippmann-Pipke, J., Boice, E.A., Pratt, L.M., Sherwood Lollar, B., Brodie, E.L., Hazen, T.C., Anderson, G.L., DeSantis, T.Z., Moser, D.P., Kershaw, D., and Onstott, T.C. (2006b) Long-term sustainability of a high-energy, low-diversity crustal biome. *Science* 314, 479–482.
- Lippmann, J., Stute, M., Torgersen, T., Moser, D.P., Hall, J., Lin, L., Borcsik, M., Bellamy, R.E.S., and Onstott, T.C. (2003) Dating ultra-deep mine waters with noble gases and ³⁶Cl, Witwatersrand Basin, South Africa. *Geochim. Cosmochim. Acta* 67, 4597–4619.
- Lovley, D.R. and Goodwin, S. (1988) Hydrogen concentrations as an indicator of the predominant terminal electron-accepting reaction in aquatic sediments. *Geochim. Cosmochim. Acta* 52, 2993–3003.
- Lyons, J.R., Manning, C.E., and Nimmo, F. (2005) Formation of methane on Mars by fluid-rock interaction in the crust. *Geophys. Res. Lett.* 32, L13201.
- McNutt, R.H., Frape, S.K., Fritz, P., Jones, M.G., and MacDonald, I.M. (1990) The ⁸⁷Sr/⁸⁶Sr values of Canadian Shield brines and fracture minerals with applications to groundwater mixing, fracture history, and geochronology. *Geochim. Cosmochim. Acta* 54, 205–215.
- Neal, C. and Stanger, G. (1983) Hydrogen generation from mantle source rocks in Oman. *Earth Planet. Sci. Lett.* 60, 315–321.
- Nealson, K.H., Inagaki, F., and Takai, K. (2005) Hydrogen-driven subsurface lithoautotrophic microbial ecosystems (SLiMEs): do they exist and why should we care? *Trends Microbiol.* 13, 405–410.
- Onstott, T.C., Lin, L.-H., Davidson, M., Mislouack, B.J., Borcsik, M., Hall, J., Slater, G.F., Ward, J.A., Sherwood Lollar, B., Lippmann-Pipke, J., Boice, E.A., Pratt, L.M., Pfiffner, S., Moser, D.P., Gihring, T.M., Kieft, T.L., Phelps, T.J., Vanheerden, E., Litthaur, D., DeFlaun, M., Rothmel, R., Wanger, G., and Southam, G. (2006a) The origin and age of biogeochemical trends in deep fracture water of the Witwatersrand Basin, South Africa. *Geomicrobiol. J.* 23, 369–414.
- Onstott, T.C., McGown, D., Kessler, J., Lollar, B.S., Lehmann, K.K., and Clifford, S.M. (2006b) Martian CH₄: sources, flux and detection. *Astrobiology* 6, 377–395.
- Oremland, R.S. and Des Marais, D.J. (1983) Distribution, abundance and carbon isotopic composition of gaseous hydrocarbons in Big Soda Lake, Nevada: an alkaline, meromictic lake. *Geochim. Cosmochim. Acta* 47, 2107–2114.
- Oze, C. and Sharma, M. (2005) Have olivine, will gas: serpentinization and the abiogenic production of methane on Mars. *Geophys. Res. Lett.* 32, L10203.
- Papunen, H. and Vormaa, A. (1985) Ni-Cu deposits in Finland, a review. In *Nickel-Copper Deposits of the Baltic Shield and Scandinavian Caledonides*, Vol. 333, edited by H. Papunen and G.I. Gorbunov, Geological Survey of Finland, Espoo, Finland pp. 123–155.
- Parkkinen, J. and Reino, J. (1985) Ni occurrences of the Outokumpu type at Vuonos and Keretti. In *Nickel-Copper Deposits of the Baltic Shield and Scandinavian Caledonides*, Vol. 333, edited by H. Papunen and G.I. Gorbunov, Geological Survey of Finland, Espoo, Finland, pp. 179–188.
- Proskurowski, G., Lilley, M.D., Kelley, D.S., and Olson, E.J. (2006) Low temperature volatile production at the Lost City Hydrothermal Field, evidence from a hydrogen stable isotope geothermometer. *Chem. Geol.* 229, 331–343.
- Schulte, M., Blake, D., Hoehler, T., and McCollom, T.M. (2006) Serpentinization and its implications for life on the early Earth and Mars. *Astrobiology* 6, 364–376.
- Seewald, J.S. (2001) Aqueous geochemistry of low molecular weight hydrocarbons at elevated temperatures and pressures: constraints from mineral buffered laboratory experiments. *Geochim. Cosmochim. Acta* 65, 1641–1664.
- Sherwood Lollar, B., Frape, S.K., Fritz, P., Macko, S.A., Welhan, J.A., Blomqvist, R., and Lahermo, P.W. (1993a) Evidence for bacterially generated hydrocarbon gas in Canadian Shield and Fennoscandian Shield rocks. *Geochim. Cosmochim. Acta* 57, 5073–5085.
- Sherwood Lollar, B., Frape, S.K., Weise, S.M., Fritz, P., Macko, S.A., and Welhan, J.A. (1993b) Abiogenic methanogenesis in crystalline rocks. *Geochim. Cosmochim. Acta* 57, 5087–5097.
- Sherwood Lollar, B., Frape, S.K., and Weise, S.M. (1994) New sampling devices for environmental characterization of groundwater and dissolved gas chemistry (CH₄, N₂, He). *Environ. Sci. Technol.* 28, 2423–2427.
- Sherwood Lollar, B., Westgate, T.D., Ward, J.A., Slater, G.F., and Lacrampe-Couloume, G. (2002) Abiogenic formation of gaseous alkanes in the Earth's crust as a

- minor source of global hydrocarbon reservoirs. *Nature* 416, 522–524.
- Sherwood Lollar, B., Lacrampe-Couloume, G., Slater, G.F., Ward, J.A., Moser, D.P., Gihring, T.M., Lin, L.-H., and Onstott, T.C. (2006) Unravelling abiogenic and biogenic sources of methane in the Earth's deep subsurface. *Chem. Geol.* 226, 328–339.
- Simonen, A. (1980) The Precambrian in Finland. *Geological Survey of Finland, Bulletin* 304, 1–58.
- Sleep, N.H. and Zoback, M. (2007) Did earthquakes keep the early crust habitable? *Astrobiology* 7(6).
- Sleep, N.H., Meibom, A., Fridriksson, T., Coleman, R.G., and Bird, D.K. (2004) H₂-rich fluids from serpentinization: geochemical and biotic implications. *Proc. Natl. Acad. Sci. U.S.A.* 101, 12818–12823.
- Spear, J.R., Walker, J.L., McCollom, T.M., and Pace, N.R. (2005) Hydrogen and bioenergetics in the Yellowstone geothermal ecosystem. *Proc. Natl. Acad. Sci. U.S.A.* 102, 2555–2560.
- Stevens, T.O. and McKinley, J.P. (1995) Lithoautotrophic microbial ecosystems in deep basalt aquifers. *Science* 270, 450–454.
- Takai, K., Gamo, T., Tsunogai, U., Nakayama, N., Hirayama, H., Nealson, K.H., and Horikoshi, K. (2004) Geochemical and microbiological evidence for a hydrogen-based, hyperthermophilic subsurface lithoautotrophic microbial ecosystem (HyperSLiME) beneath an active deep-sea hydrothermal field. *Extremophiles* 8, 269–282.
- Ward, J.A., Slater, G.F., Moser, D.P., Lin, L.-H., Lacrampe-Couloume, G., Bonin, A.S., Davidson, M., Hall, J.A., Mislowack, B.J., Bellamy, R.E.S., Onstott, T.C., and Sherwood Lollar B. (2004) Microbial hydrocarbon gases in the Witwatersrand Basin, South Africa: implications for the deep biosphere. *Geochim. Cosmochim. Acta* 68, 3239–3250.
- Welhan, J.A. and Craig, H. (1979) Methane and hydrogen in East Pacific Rise hydrothermal fluids. *Geophys. Res. Lett.* 6, 829–831.
- Welhan, J.A. and Craig, H. (1983) Methane, hydrogen and helium in hydrothermal fluids at 21 degrees N on the east Pacific Rise. In *Hydrothermal Processes at Seafloor Spreading Centres*, edited by P.A. Rona, K. Bostrom, L. Laubier, and K.L.J. Smith, Plenum, New York, pp. 391–409.

Address reprint requests to:
Barbara Sherwood Lollar
Department of Geology
University of Toronto
22 Russell Street
Toronto, Ontario M5S 3B1
Canada

E-mail: bslollar@chem.utoronto.ca