

C7-Substituted Estranes and Related Steroids

Goreti Ribeiro Morais^{1,*}, Naho Yoshioka², Masataka Watanabe², Shuntaro Mataka³, Cristina das Neves Oliveira⁴ and Thies Thiemann^{2,3,*}

¹Faculty of Pharmacy, University of Lisbon, Av. das Forças Armadas, P-1649 Lisbon, Portugal

²Interdisciplinary Graduate School of Engineering Sciences and ³Institute of Materials Chemistry and Engineering, Kyushu University, Kasuga, Fukuoka 816-8580, Japan

⁴Instituto Tecnológico e Nuclear, Estrada Nacional No 10, P-2685 Sacavem, Portugal

Abstract: C7-substituted steroids, especially C7-substituted estradiol derivatives, have been the subject of intensive interdisciplinary studies encompassing the fields of chemistry, biochemistry and medicine. While showing the more pertinent structures with their physiological characteristics, this review will focus on the synthetic approaches to these molecules.

Keywords: Steroids, estrogens, antiestrogens, estradiol, radiodiagnostics, breast cancer.

1. INTRODUCTION

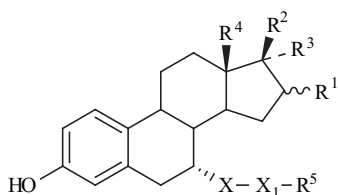
In recent years, the study of estrogens and antiestrogens has gained importance in such varied but interacting fields as radiodiagnostic agents for minimal breast cancer [1], estrogen receptor positive breast cancer therapy [2] and hormone replacement therapy [3] as well as the systematic study of the action of environmental hormones on the human endocrinal system and their effect on wildlife [4]. Although compounds possessing estrogenic or antiestrogenic character can be of a variety of structures, one of the important classes of compounds constitutes estradiol derivatives. 3,17 β -Estradiol itself is the natural human estrogen with such diverse functions as of the reproductive organs, maintaining the bone structure, and regulating plasma levels of HDL cholesterol, thus playing a role in protecting against cardiovascular disease. Much of the action of estradiol and other estrogens proceeds through their interaction with the estrogen receptor ER α . A number of diseases have been found to be estrogen mediated, among them is estrogen receptor positive breast cancer. This, however, could open up the chance to target this type of cancer with both steroidal diagnostics as well as therapeutic agents. In the last 35 years, a number of research has been devoted to the development of novel synthetic steroids in this area. Especially, C7-substituted steroids have been at the forefront of this development, ever since early research has shown that C7 substituents can increase the binding of the steroid to the estrogen receptor, which has led to a number of antiestrogens used as lead structures (see below). The following contribution discusses the synthesis of C7-substituted estradiol derivatives.

2. BRIEF OVERVIEW AND CATEGORIZATION OF SYNTHETIC STRATEGIES

Decades ago, after the first steroidal contraceptives had been put onto the market, it was realized that 7 α -methyl substituted steroids can bind more strongly to steroidal receptors than their non-substituted counterparts. This was also recognized for the 7 α -methylestradiols, which show a good receptor binding affinity (RBA) to the estrogen receptor ER α (see below). The finding quickly led to applications such as the development of radioimaging agents and the antiestrogens for cancer therapy. Industrial interest quickly followed and a number of drugs [RU 45144 (4), ICI-164384 (5), ICI-182780 (other names: Faslodex, Fulvestrant, ZD 9238) (6) and EM-139 (7)] were forwarded [5-15] [for a more complete reading, see ref. 16], where ICI 164384 and ICI 182780 act as pure antiestrogens. ICI 182780 is a drug that blocks estrogen activity in the body and is used in the therapy of estrogen-dependent tumors such as breast cancer [2,11,12]. These molecules have also been derivatised. Thus, 16 α -halo derivatives of ICI 164384 have been studied in detail [13]. Studies with radiolabeled ICI 182780 (¹⁴C and other labels) have been carried out [17].

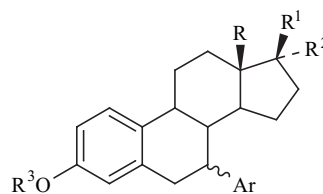
The strategies used to prepare C7-substituted estranes can be divided into three main categories: a.) the *De Novo* synthetic approach utilizing a preformed C-7 substituent in one of the fragments used to build the steroidal frame; b.) the introduction of the C7-substituent to derivatives of another steroidal series and the subsequent transformation of these compounds to derivatives of the estrane series; c.) the addition of the C7 substituent to a compound of the estrane series, in which the C7 position has been activated in an earlier step. The following review is structured according to the above named general categorization of synthetic approaches, where sections a.) – d.) deal with the introduction of C-substituents, while sections e.) deals with heterofunctionalization at C-7. Finally a brief, personal view of future possibilities in this area is given.

*Address correspondence to these authors at the ¹Faculty of Pharmacy, University of Lisbon, Av. das Forças Armadas, P-1649 Lisbon, Portugal; E-mail: goretimorais@yahoo.com; ²Interdisciplinary Graduate School of Engineering Sciences and ³Institute of Materials Chemistry and Engineering, Kyushu University, Kasuga, Fukuoka 816-8580, Japan; E-mail: thies@cm.kyushu-u.ac.jp



1

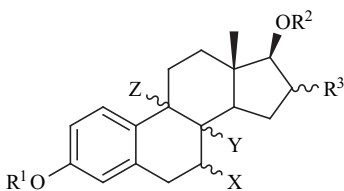
General formulation of Eur. Pat. EP 138.504
(J. Bowler, B. S. Taite [ICI] 1985)
Steroids as antiestrogens



2

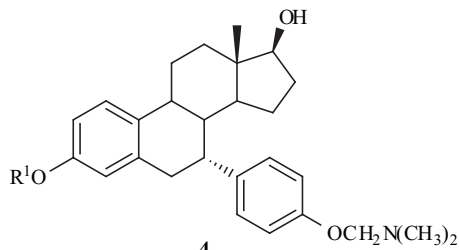
General formulation of Eur. Pat. Appl. EP 280.614
(F. Nique, L. Nedelec, M. M. Bouton, D. Philibert [Roussel-UCLAF] 1988)
7-Aryl-19-norsteroids as antiproliferates, antiestrogens and/or estrogens

specifically mentioned:
cf.,

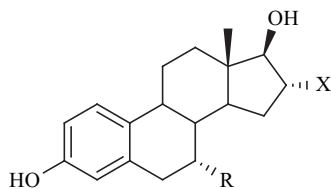


3

General formulation of Ger. Offenl. DE 4.018.828
(H. Kuenzer, R. Bohlmann [Schering A.-G.] 1990)
Preparation of substituted Estra-1,3,5(10)-trienes



4



5: X = H, R = (CH₂)₁₀CON(*n*-C₄H₉)CH₃ (ICI 164384)
6: X = H, R = (CH₂)₉SO(CH₂)₃CF₂CF₃ (ICI 182780)
7: X = Cl, R = (CH₂)₁₀CON(*n*-C₄H₉)CH₃ (EM-139)

Fig. (1). Examples of Patent Applications in the area of C-7 substituted Estra-1,3,5(10)-trienes.

3. SYNTHESSES OF C7-SUBSTITUTED ESTRANES

a.) *De Novo* Syntheses

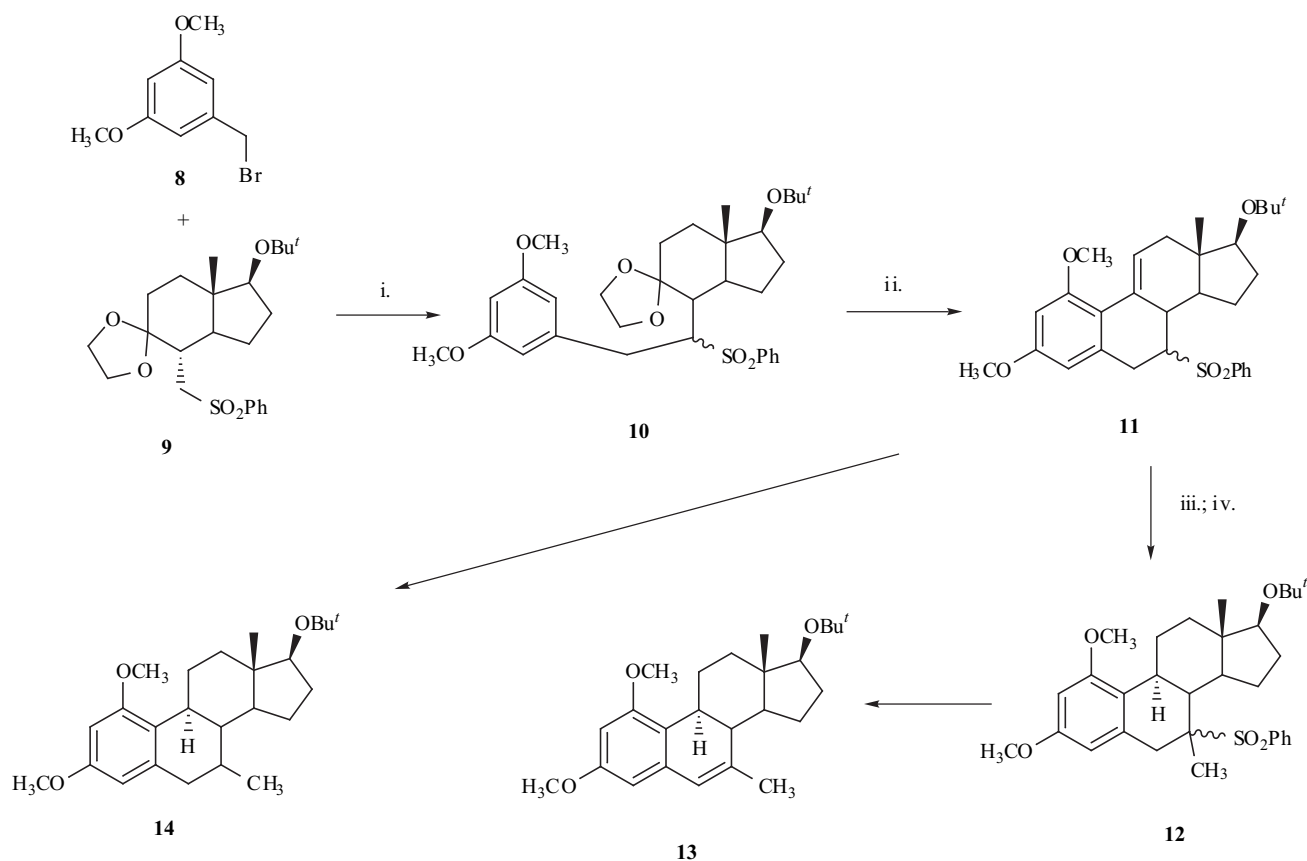
In principle, *de novo* syntheses have been accomplished through key ring closure reactions of rings B, C, B / C, and B / C / D. All of these strategies have been utilized in the preparation of C7-substituted steroids.

i. Closure Reactions of Ring B as Key Step

In 1971, Schering has patented 1,3-diacetoxy-17 α -ethynyl-7 α -methyl-estra-1,3,5(10)-trien-17 β -ol as a strong estrogen [18]. At first the compound was prepared in a partial synthesis [27]. Later, a total synthesis was forwarded based on a nucleophilic substitution reaction of a lithiated homochiral 1,2,3,3a,4,5,7,7a-octahydro-4-(phenylsulfonyl)methyl-5H-inden-5-one (**9**) with an appropriately substituted benzyl bromide (e.g., **8**) and a subsequent acid catalyzed *Friedel-Crafts* type closure of ring B of the steroidal frame [19-23]. This approach has been used by G. Sauer, R. Wiechert *et al.* for the preparation of other synthetic steroids [22, 24-26]. The methyl group is introduced in **11** by

lithiation at the C7-position, taking advantage of the acidity of C7 (position α to the electron withdrawing phenylsulfonyl group). The anion is reacted with methyl iodide leading to the 7 α -methyl substituted estradiol **12** as the major product. Steric reasons are given for the high stereoselectivity noted in the reaction (Scheme 1). The reductive removal of the auxiliary sulfonyl yields a mixture of 7 α - and 7 β -methyl-estra-1,3,5(10)-trien-17 β -ol derivatives **14**, the ratio of which depends on the reductant used. Both the reduction with K/Hg in a mixture of ethanol/toluene 4:1 and the electrochemical reduction at the Hg cathode (LiClO₄ [electrolyte], MeOH [solvent], non-divided cell, ratio 9:1) show high stereoselectivity. Both epimeric sulfones as starting material gave the same diastereoisomeric mixture within experimental error. This process was also patented.

Not only the 4-phenylsulfonylmethyl substituted 1,2,3,3a,4,5,7,7a-octahydro-5H-inden-5-one is a suitable starting material for this process, but also the corresponding 4-cyanomethyl substituted 1,2,3,3a,4,5,7,7a-octahydro-5H-inden-5-one has been used successfully. Here, the electron-



i. LDA, THF; ii. TFA, CF₃CO₂H, toluene
 iii. LDA, CH₃I; iv. H₂, Pd/C, EtOH

G. Sauer, R. Wiechert, *et al.* 1982

Scheme 1.

withdrawing cyano group takes the place of the electron-withdrawing phenylsulfonyl group and the cyclization leads to a 7-cyano substituted estra-1,3,5(10)-triene system. The cyano group can be reduced with DIBAH to an aldehyde function [28] and the aldehyde itself can be converted to a methyl group by *Wolff-Kishner* reduction. A third approach combines the *de novo* synthesis of an estrone with the subsequent functionalization at C7 via a 6-keto group [27,29]. Here, the 1,2,3,3a,4,5,7,7a-octahydro-4-(phenylsulfonyl)methyl-5H-inden-5-one is reacted with dimethoxyacetonitrile instead of with dimethoxybenzyl bromide. This leads to a primary estra-1,3,5(10)-triene stemming from the cyclization reaction that has a cyano group at C6. The cyano group is oxidatively cleaved under phase transfer conditions to yield a 6-ketoestra-1,3,5(10)-triene-1,3,17-triol. A C7 methyl group is introduced [27,29] following reaction conditions described in section b.

In a related reaction sequence, *Hajos-Parrish* ketol **15** is reacted with 3',5'-dimethoxy- α -bromopropiophenone (**16**) [NaH, THF] [30] to give **17**. **17** is ring closed to furan **18**, which allows for a selective hydrogenation of the furan moiety to provide a tetrahydrofuran moiety which is opened under acid catalysis (1N HCl) to give after a second hydrogenation of the crude material β -hydroxy compound **19**. Oxidation to ketone **20** is achieved with *Jones* reagent. Then, **20** is submitted to a *Friedel-Crafts* type reaction with concomitant dehydration to give **21** (Scheme 2) [30a].

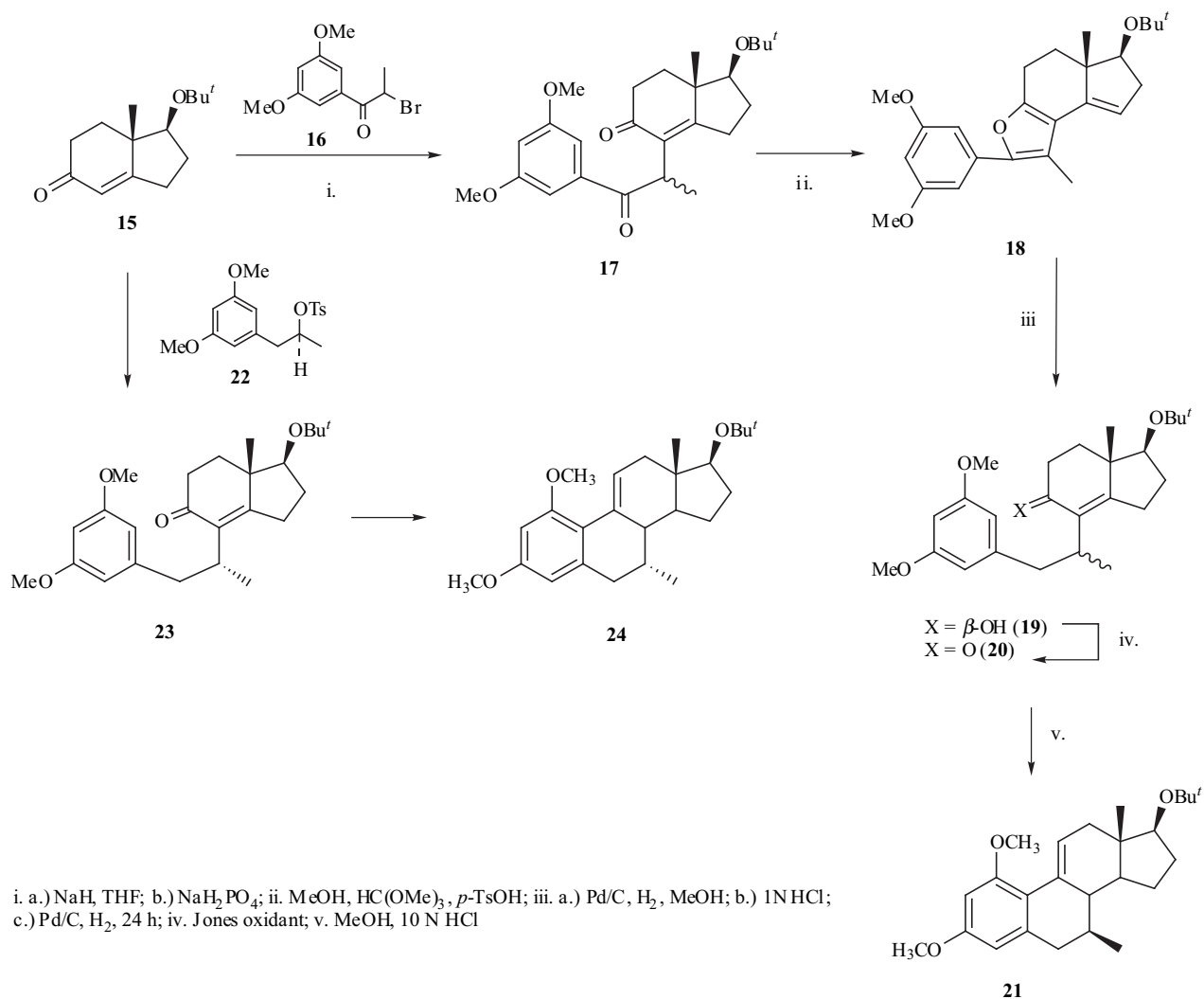
A slightly different approach has been used by Z. Cai *et al.* [31] which reacted with the indane system as C/D fragment with the tosylate of enantiomerically pure 1-(3'-methoxyphenyl)propan-2-ol, which they derived from 3'-methoxyphenylpropan-2-one by enzymatic reduction.

ii. Closure Reactions of Ring C as Key Step

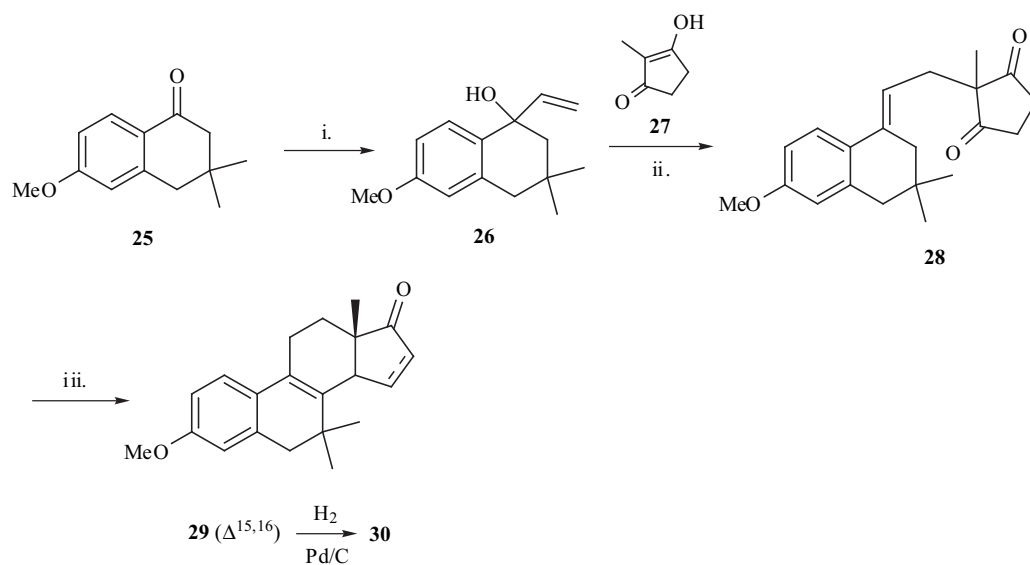
D. Lednicer *et al.* [32] used a Torgov approach [33] to 7,7-dimethylestradiol derivatives **29/30**. The starting material of the synthesis, 3,3-dimethyl-1-tetralone **25**, easily accessible from 3-methoxybenzyl chloride and diethyl isopropylidenemalonate in 4 steps, is reacted with vinylmagnesium bromide to the allyl alcohol **26**, which is transformed with 2-methylcyclopentane-1,3-dione (**27**) to the seco steroidal derivative **28**. **28** could be ring-closed to **29** by treatment with conc. HCl in EtOH (Scheme 3). Here, other acidic catalysts, such as *p*-toluenesulfonic acid, were not successful and mostly led to double isomerization in the seco structure. It is important to note that product **29**, which shows an unsaturation at C15/16, is an isomer of the normal Torgov cyclization product, where the unsaturation can be found at C14/15. This difference in reaction outcome is thought to be the result of steric constraints imposed by the C7 dimethyl group.

iii. Closure Reactions of Rings B/C as Key Step

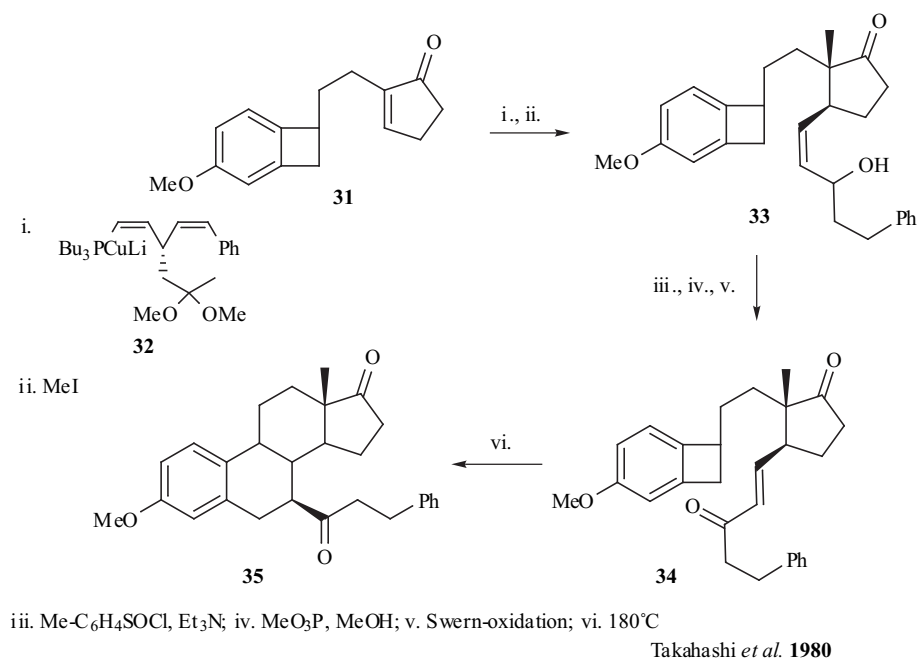
T. Takahashi *et al.* [34] used the *Kametani* method of retrocyclization of the benzocyclobutene **34** to an inter-



Scheme 2.



Scheme 3.



Scheme 4.

mediate *o*-quinodimethane which undergoes an intermolecular cycloaddition with a double bond in the tether of the molecule (Scheme 4). This, T. Takahashi *et al.* combined with their process of a stereoselective methylation of the intermediate adduct of a previous *Michael* addition step (31 - 33), where a carbon nucleophile (in this case the modified cuprate 32) adds to a cyclopent-2-enone unit (in 31). The olefinic moiety in the tether, which is an allyl alcohol, is *cis/trans* isomerized in 2 steps and the alcohol function is converted to a keto group by *Swern* oxidation (33 - 34). The *Kametani* benzocyclobutane-*o*-diquinone-methane reversion / intramolecular cycloaddition step is carried out in *o*-dichlorobenzene at 180°C [34]. The stereochemistry of the C7 substituent (PhCH₂CH₂CO) in this case is β (Scheme 4).

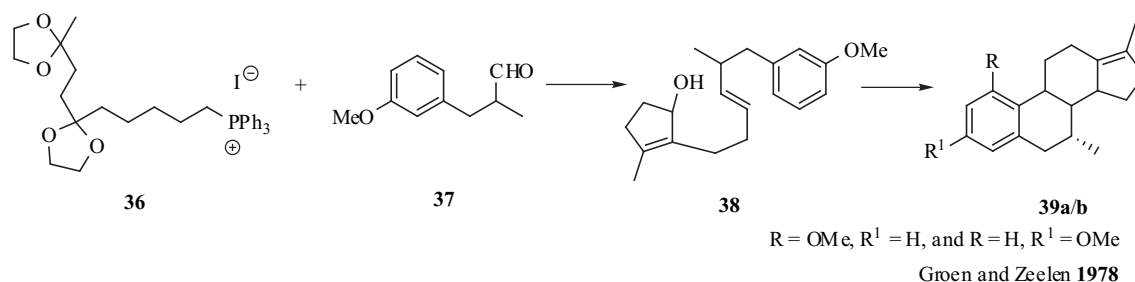
iv. Closure Reactions of Rings B/C/D as Key Step

In 1978, M. B. Groen and F. Zeelen [35] published a total synthesis of racemic 7 α -methyl substituted estra-1,3,5(10),15(17)-tetraen-3-ols 39 (Scheme 5). The key step is the *Domino*-type cyclization of 38 in the presence of SnCl₄ at -70°C. The *Friedel-Crafts* alkylation of the anisyl moiety leads to a mixture of the two possible regioisomers 39. 38 itself was prepared by *Wittig* reaction, acetal cleavage and subsequent condensation to form the cyclopentenyl-

moiety of the molecule. Later, the synthesis was patented to encompass estra-1,3,5(10),15(17)-tetraenes that do not possess an alkyl substituent at C17 (Scheme 5).

b) Transformation of Other Steroidal Series to Estrones

Perhaps one of the earliest systematic studies of any C7-substituted estrones have been published by G. Anner *et al.* of the Ciba-Geigy Laboratories [36-41]. G. Anner *et al.* synthesized 7 α -methyl estrone and derivatives thereof from testosterone. The main step involved the Cu-1 mediated 1,6-addition [37] of methylmagnesium bromide to the dienone 44 (Scheme 6). The subsequent aromatization to the estrone series was carried out with loss of the C18 methyl group. Later, 7 α -methyl estrone (47), 6 α -hydroxy-7 α -methyl estrone (40), 17 α -ethynyl-7 α -methyl estra-3,17 β -diol (42), 7 α ,17 α -dimethylestra-3,17 β -diol (41) (Fig. 2) and intermediates of their synthesis were patented as highly active estrogens with antigonadotropic activity [38-41,42]. In later years, numerous reports have appeared on the binding characteristics of the 7 α -methyl substituted estra-3,17 β -diols. Thus, F. J. Zeelen and E. W. Bergink [43] carried out a mapping of the dependence of the binding affinity of the molecules to the estrogen receptor on the position of the methyl substituent. The authors found that methyl



Scheme 5.

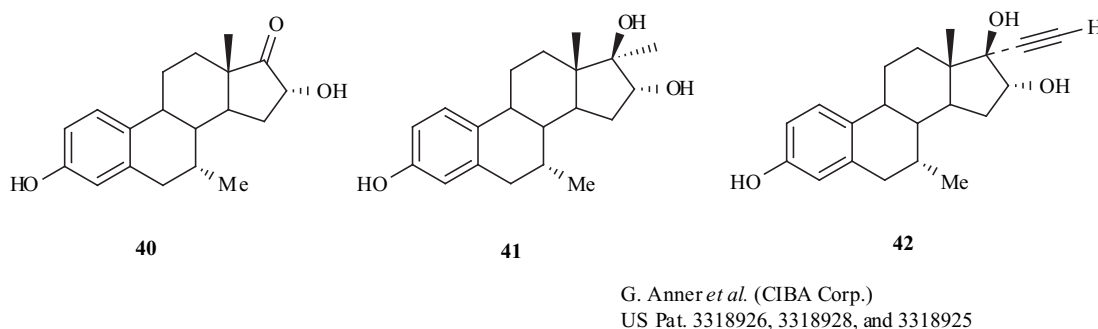
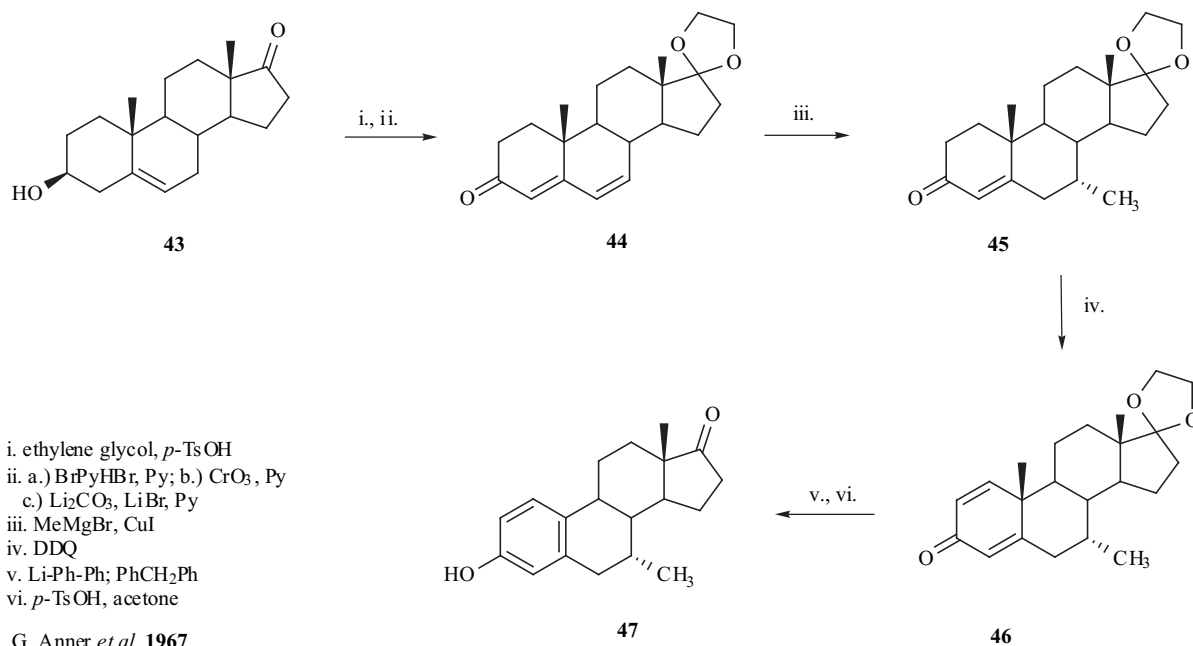


Fig. (2).



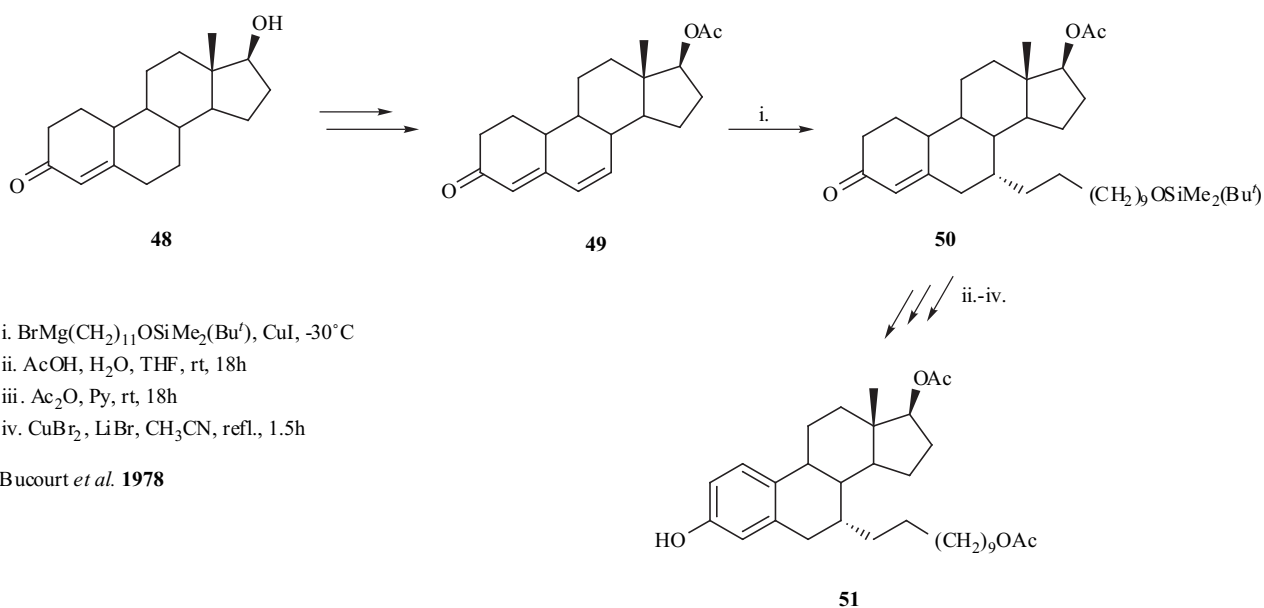
Scheme 6.

substitution at positions C1, C2, C6 α , C15 α , C15 β , and C18 is detrimental to the binding [43]. Substitution at positions C7 α , C11 β , and C17 β is advantageous for the binding [44]. Finally, 7 α -methylsterone (**47**) was also used as a precursor of a 7 α -methyl-D-homoestra-1,3,5(10)-triene derivative, where Me₃SiCN was added to the C17 keto group. The introduced cyano group was reduced to an amino group. A *Tiffeneau-Demjanov* rearrangement furnished the D-homoestra-1,3,5(10)-triene derivative [45].

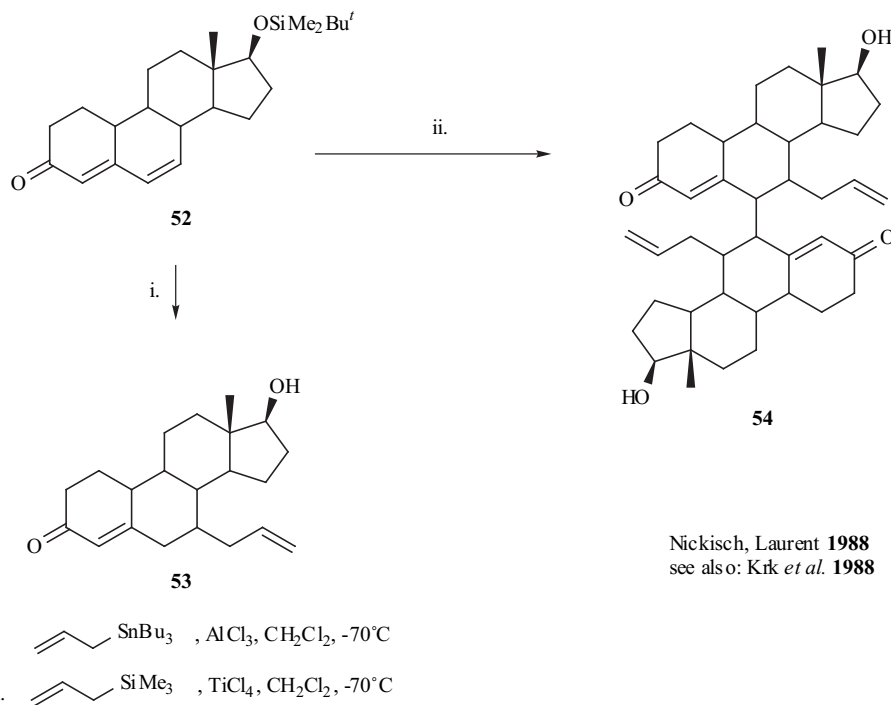
In 1978, R. Bucourt *et al.* [46] reported on the use of 7-alkylestradiols as biospecific adsorbents for the chromatographic purification of the estradiol receptor ER α . Again, the synthesis of these C7-substituted estradiols is based on a *Homo-Michael* addition of alkyl *Grignard* reagents to 17 β -acetoxy-19-norandrost-4,6-dien-3-one (**49**), a reaction which is run under Cu(I) catalysis. **49** can be prepared in 2 steps from the commercially available, albeit expensive 19-nortestosterone (**48**) (Scheme 7). In case of an introduction of longer alkyl chains, the preparation of the corresponding *Grignard* reagents necessitates long reaction times, where the use of ultrasonication has been found to be beneficial. Restrictions due to the *Grignard* reaction itself limit the choice of functional groups at the chain terminus that can be introduced directly in this step. This limitation

makes further transformations of functional groups necessary. In the case of the introduction of a hydroxy function as the terminal substituent, it has to be protected, e.g., as a silyl ether. As the best results in the *Homo-Michael* addition are achieved with an excess of nucleophile, the separation of addition product from non-reacted nucleophilic reagent is often tedious. The addition product may be aromatized to the estrane derivative with CuBr₂/LiBr in acetonitrile. Further elaboration to the target compounds involve functional group interconversions including the manipulation of protective groups at C17 within the steroidal frame, as well as the terminus of the C7 side chain. A number of groups [47-53] have prepared 7 α -substituted estra-1,3,5(10)-trien-3,17 β -diols in this fashion. The *Bucourt* method has been used in the synthesis of a number of patented structures [54, in part 47].

An allyl substituent can be introduced at C7 of a 17 β -O-protected 19-norandrost-4-en-17-ol-3-one, when reacting 17 β -O-protected 19-norandrost-4,6-dien-17-ol-3-one (e.g. **52**) with allyltrimethylsilane under F⁻ catalysis (TBAF, DMF, HMPA) or under BF₃·Et₂O catalysis (Scheme 8) [54,55]. In the first case, much 1,2-addition product is isolated, while in the latter case the reaction temperature plays a significant role for the outcome of the reaction. While the reaction at



Scheme 7.



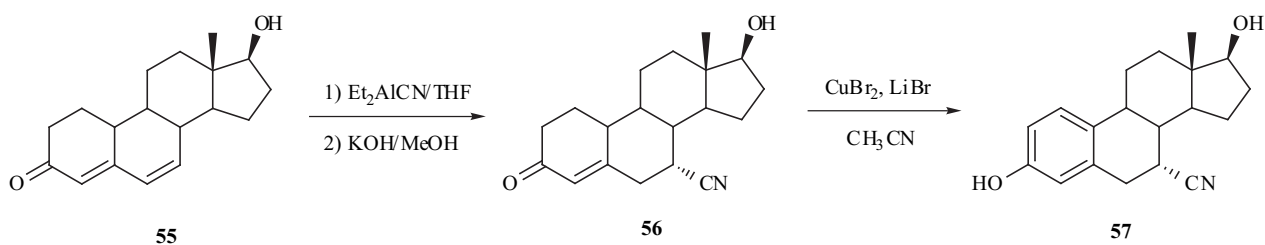
Scheme 8.

-78°C mainly gives the desired 1,6-adduct, at -15°C a dimeric steroidal structure, **54**, is the main product, where the X-ray crystal structure has been determined [54b]. K. Nickisch and H. Laurent [55] isolated exclusively the dimer under similar conditions ($\text{BF}_3 \cdot \text{Et}_2\text{O}$, CH_2Cl_2 , -70°C), but noted the formation of the 1,6-adduct upon using allyltrimethylstannane instead of allyltrimethylsilane.

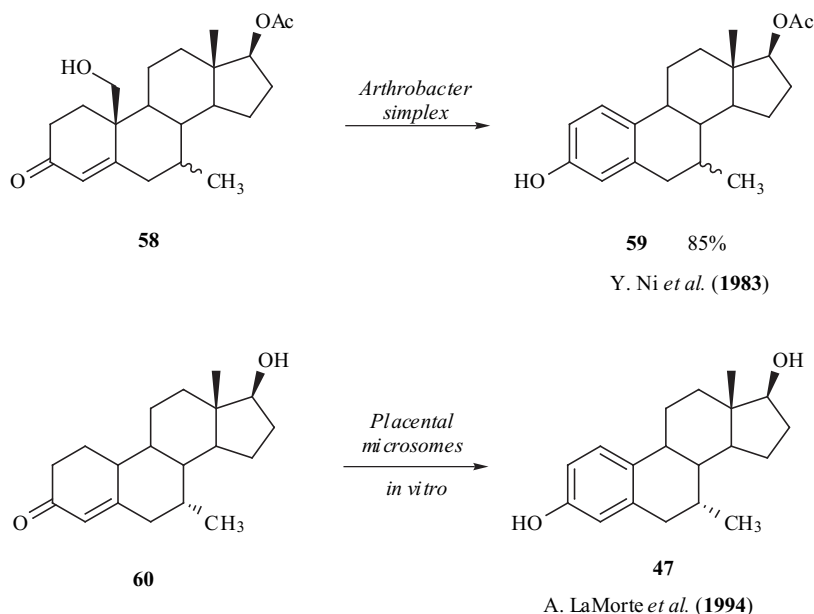
A cyano group can be introduced at $\text{C}7\alpha$ with ease by reacting 4,6-estradien- 17β -ol-3-one **55** with diethylaluminum cyanide (THF) (Scheme 9) [56]. For the subsequent aromatization of ring A in **56**, 3 different methods were evaluated (SeO₂, Bu^tOH [25%]; or i. Ac_2O -py-AcCl; ii. NBS, DMF; iii. HCl, acetone; iv. 5% KOH in MeOH

[60%]), where treatment of **56** with $\text{Cu}(\text{II})\text{Br}_2$ and LiBr in acetonitrile at rt gave the best result (80%) [56]. Further elaborations of **57** have been performed [57].

It must be noted that other methods of aromatization of ring A have been studied, where steroids of the testosterone series can be transformed enzymatically (Scheme 10) to the estrane series as shown by N. Yi *et al.*, which reacted form 7α -methyl-19-hydroxymethyltestosterone 17-acetate (**58**) with *Arthrobacter simplex* to form 17-O-acetyl 7α -methylene- $3,17\beta$ -diol (**59**) (Scheme 10) [58]. Another example of an enzymatic transformation is the aromatization of 7α -methyl-19-nortestosterone (**60**) to 7α -methylene-

H. Ali, J. E. van Lier *et al.* 2002/2003

Scheme 9.



Scheme 10.

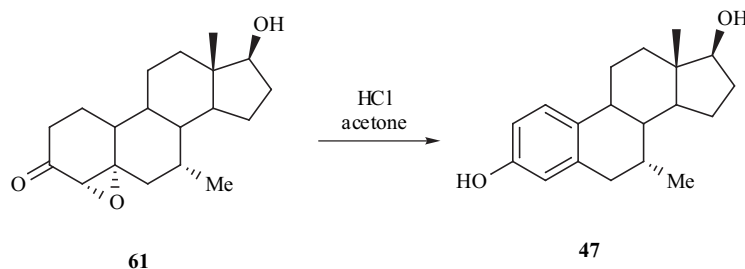
3,17 β -diol (**47**) by human placental microsomes *in vitro* [59].

A further, purely chemical way of aromatization employs an epoxidation of the 4(5) olefinic moiety after the 1,6-addition of the C-nucleophile (to C7) with subsequent acid catalyzed ring opening of the epoxide and dehydration of the resulting alcohol (Scheme 11) [60].

c) Direct Addition of Substituents to C7 of Estranes

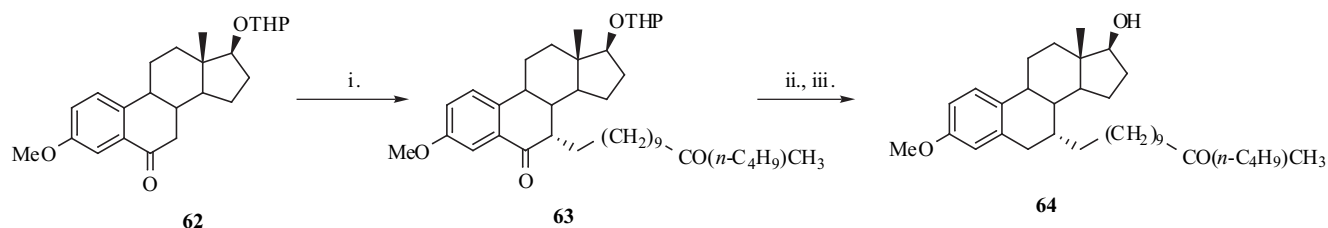
When the C7 position of an estrane is activated, then it is also possible to add the substituent directly to the steroid. The best way to activate the C7 position is *via* trans-

formation of the benzylic C6 position. Thus, a number of ways are known to oxidize C-6 [61] either directly to a keto functionality or to a hydroxy function (by hydroxylation *via* lithiation at C6, transformation to the boronic ester by reaction with trimethylborate, and subsequent oxidative cleavage) [62]. When the 6-keto derivative is brominated, the ensuing 7-bromo-6-ketoestrane can be methylated [27] at C7 by reaction with methyl iodide in the presence of zinc. However, with the keto group in position at C6, C7 lends itself also to direct substitution by conjugate addition [63]. In this way, both carbon and heteroatomic nucleophiles can be added [64-73]. The enolates of the 6-ketoestrane derivatives are formed with KOBu^t or similar bases. The



J. Ma and Z. Li 1987

Scheme 11.

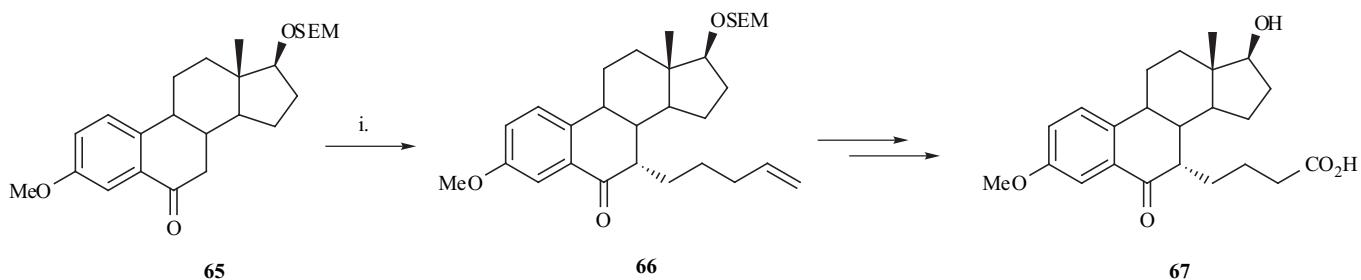
Tedesco *et al.* 1997

- i. KOBu^t , $\text{CH}_3(n\text{-C}_4\text{H}_9)\text{NCO}(\text{CH}_2)_{10}\text{I}$
 ii. $\text{BF}_3 \cdot \text{Et}_2\text{O}$, Et_3SiH
 iii. MeONa , MeOH

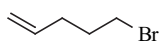
Scheme 12.

enolate in THF forms a dark, deep red solution. The addition of the alkyl halides, preferably the iodides, are initially performed at -78°C with the reaction mixture gradually warming to rt. The additions usually yield a mixture of 7α - and 7β -substituted products, with the 7α -isomer being the main product (Scheme 12). Identification of the stereochemistry may best be carried out by analysis of the coupling constant $J_{\text{H}7\text{-H}8}$. A number of functional

the starting material can be recovered and recycled. Adamczyk *et al.* [65] have reported on the alkylation of $3,17\beta$ -bis(2-trimethylsilyl)-ethoxymylestra-1,3,5(10)-trien-6-one (**65**) with 5-bromo-1-pentene in the presence of NaHDMS as base (Scheme 13). The yield of **66** was 21% and the use of different bases (e.g., LDA, LiHDMS, KHDMS) have not been more successful [65].



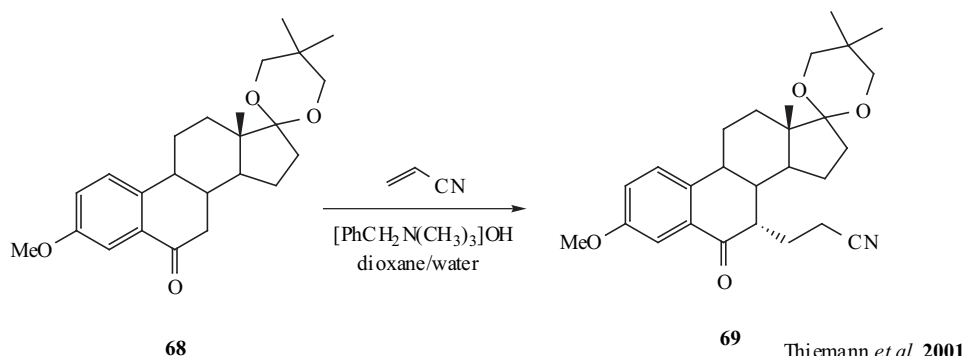
- i. NaHDMS, HMPA, THF

Adamczyk *et al.* 1997**Scheme 13.**

groups can be incorporated with the introduced chain. α,ω -iodoalkylamides and nitriles can be reacted without difficulty [70,71]. Aldehyde and alcohol functionalities can also be introduced, when suitably protected (e.g., as an acetal [aldehyde] or a silylo ether [alcohol]).

In general, the yields of the alkylations by conjugate addition in these cases are not very high, although much of

The carbon number m of the alkyl iodides used in these conjugate addition reactions can be varied considerably; $m = 2$, however, evidently gives poor results if the corresponding ethyl iodide carries an electron withdrawing group (carboxylic ester, carboxamide, cyano) and is reacted under the conditions mentioned above (KOBu^t , THF). In these cases, it is often advisable to carry out a *Michael* addition with the group to be introduced acting as *Michael* acceptor

Thiemann *et al.* 2001**Scheme 14.**

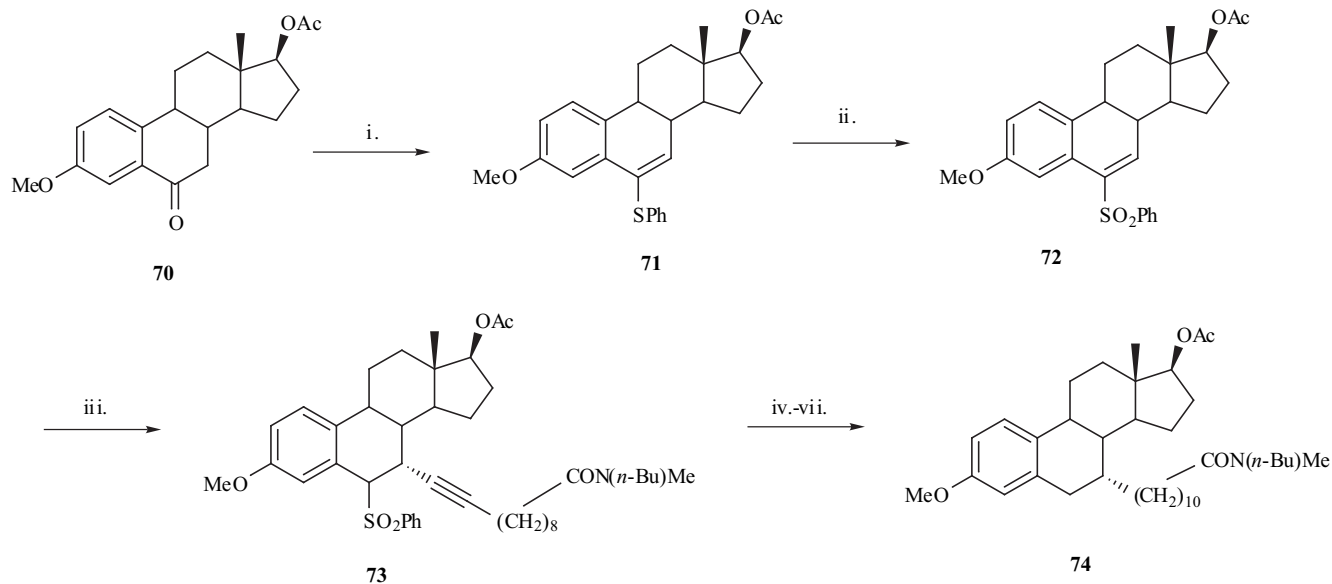
(e.g., reaction of the enolate of **68** with acrylonitrile, see Scheme 14) [73]. Here, the use of a two-phase system with trimethylbenzylammonium hydroxide acting as both base and phase transfer catalyst (PTC) is advisable. Also in the *Michael* addition reactions, although carried out at higher temperatures (up to 50°C) than the conjugate addition reactions as discussed above, the main product is the corresponding 7 α -alkylated estrane, e.g., **69** (Scheme 14). 7,7-Bisalkylated products as by products have also been found in these reactions, but usually in small amounts.

For $m = 1$, a typical *Mannich* reaction has been carried out with 3-*O*-methyl-6-ketoestra-3,17 β -diol. The corresponding 7-dialkylaminomethylestra-3,17 β -diols can be isolated as their hydrochlorides [74].

A complementary reaction, which uses the steroidal system as a *Michael* acceptor and alkyllithium reagents as C-electrophiles, has been developed by Künzer *et al.* in their synthesis of ICI 164384. Here, the ketone **70** is transformed to the thioenol ether **71** with thiophenol in THF [64] in the presence of triethylamine as base and TiCl₄ as Lewis acid catalyst (Scheme 15). The actual *Umpolung* of the molecule

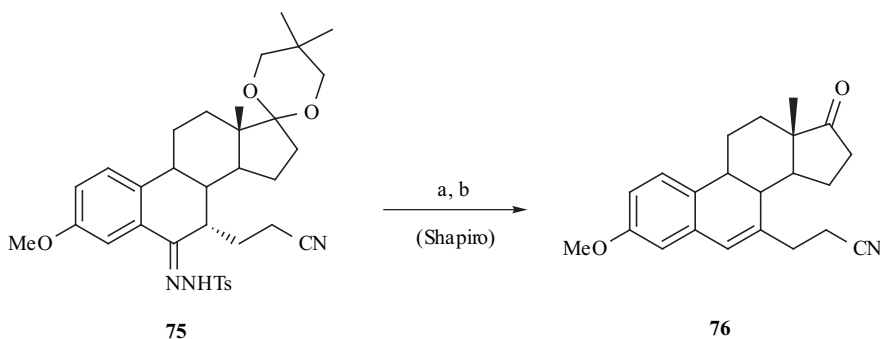
takes place in the oxidation of the thioenol ether the ene-sulfone **72**, which then serves as the *Michael* acceptor. The synthesis encompasses more synthetic steps. The reductive elimination of the sulfone moiety in **73** with sodium amalgam, however, provides an alternative to the reduction of ketones with complex hydrides in the presence of Lewis acids to acquire the C7 α -alkylsubstituted estra-1,3,5(10)-trienes (see below). Ultimately, the 3-methyl ether in **74** is cleaved by the reaction with sodium methylmercaptide in DMF at 130°C, an alternative to the cleavage with BBr₃ [64], which in many cases does not lead to good results.

The keto functionality at C6, which has been used in most of the reactions described above as an auxiliary for the activation of C7, can be removed under reductive conditions (complex metal hydride in presence of a Lewis acid) or can be transformed to yield a C6/C7 olefinic moiety giving C7-substituted estra-1,3,5(10),6-tetraenes (either by reduction to a 6-hydroxy function with subsequent acid catalyzed [68-72] or thermally induced [73] elimination of water or, especially in the case of $m = 2$, by *Shapiro* reaction of the C6 tosylhydrazone, e.g., **75** (Scheme 16), formed in 2 steps from the 6-ketone).



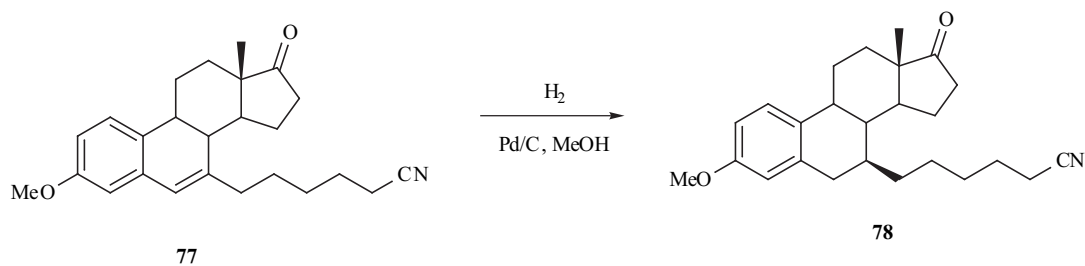
i. TiCl₄, THF, 0°C, thiophenol, triethylamine, rt; AcOH, NaBO₃, rt; iii. RLi, THF; iv. MeOH, NaOH v. EtOAc, Pd/C, H₂; vi. MeOH, 3% Na(Hg), NaH₂PO₄; vii. DMF, NaSCH₃, 130°C

Scheme 15.



a.) Celite, KOBu^t; 10 mBar; 150°C; b.) *p*-TsOH, acetone, rt

Scheme 16.

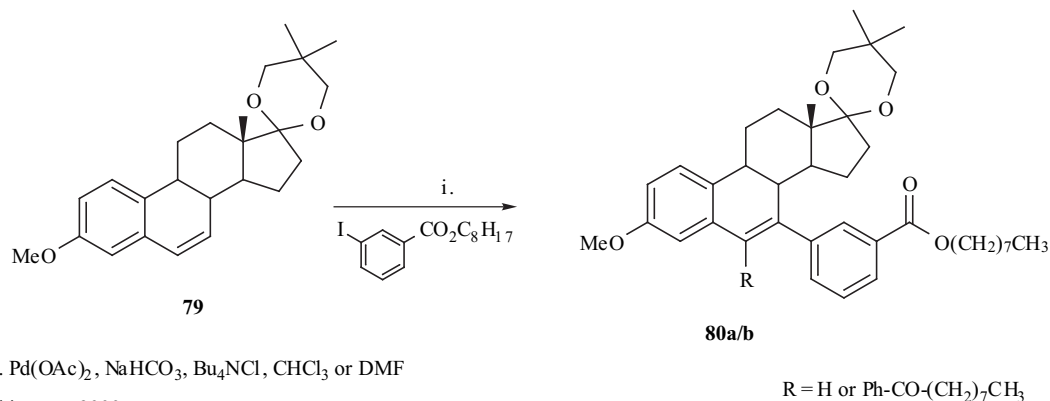
Yamamoto, Thiemann *et al.* 2004**Scheme 17.**

Interestingly, hydrogenation of the C-7 substituted estrane-1,3,5(10),6-tetraenes, e.g., of **77**, with H₂ using Pd/C as catalyst leads selectively to the 7 β -substituted estrane-1,3,5(10)-trienes as could be ascertained by X-ray crystal structural analysis of 6-[3-hydroxy-17-oxoestra-1,3,5(10)-trien-7 β -yl]hexanenitrile (**78**) (Scheme 17) [75].

It should be possible to utilize C7-non-substituted estrane-1,3,5(10),6-tetraene derivatives for an entry into the C7-substituted estranes. A number of synthetic strategies

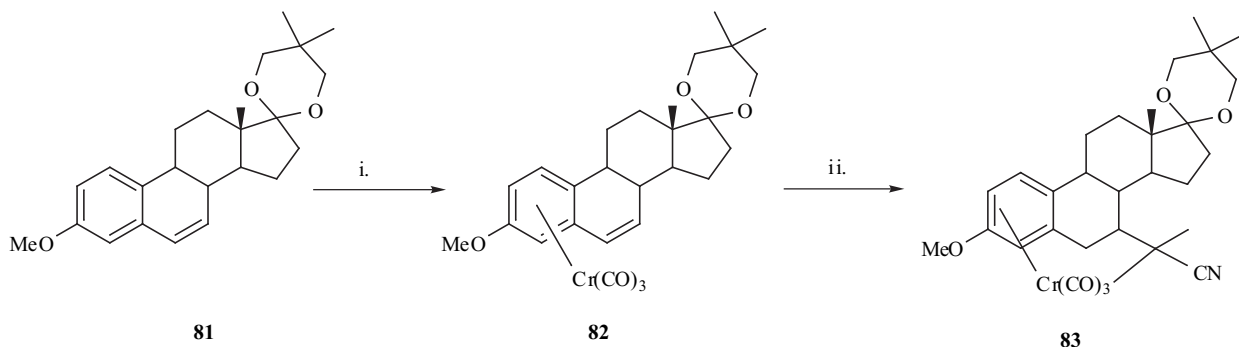
of estrane-1,3,5(10),6-tetraenes has been attempted by Heck reaction of **79** with octyl *m*-iodobenzoate. Here, the C7 substituted estrane-1,3,5(10),6-tetraene **80** formed albeit in mediocre yield and with the double arylation product as a by product (Scheme 18) [76].

The complexation of estranes with tricarbonylchromium(0) is known [77,78]. Also, estrane-1,3,5(10),6-tetraene **81** forms the corresponding η^6 -chromiumtricarbonyl(0) complex **82** (Scheme 19) [79,80]. It is interesting to note that while

**Scheme 18.**

suggest themselves, however, more work has to be carried out to discern whether these are indeed viable routes to C-7 substituted estranes. Direct addition of C-nucleophiles to C7

η^6 -chromiumtricarbonyl(0) complexes of estrane-1,3,5(10)-trien-3,17 β -diol derivatives form in a 1:1 mixture of α - and β - π -facial isomers, **82** forms exclusively as the more



i. Cr(CO)₆, Bu₂O/THF, 130-140°C (quant); ii. (CH₃)₂C(Li)CN (trace)

M. C. Melo e Silva, K. G. Dongol, T. Thiemann 1999 and 2003

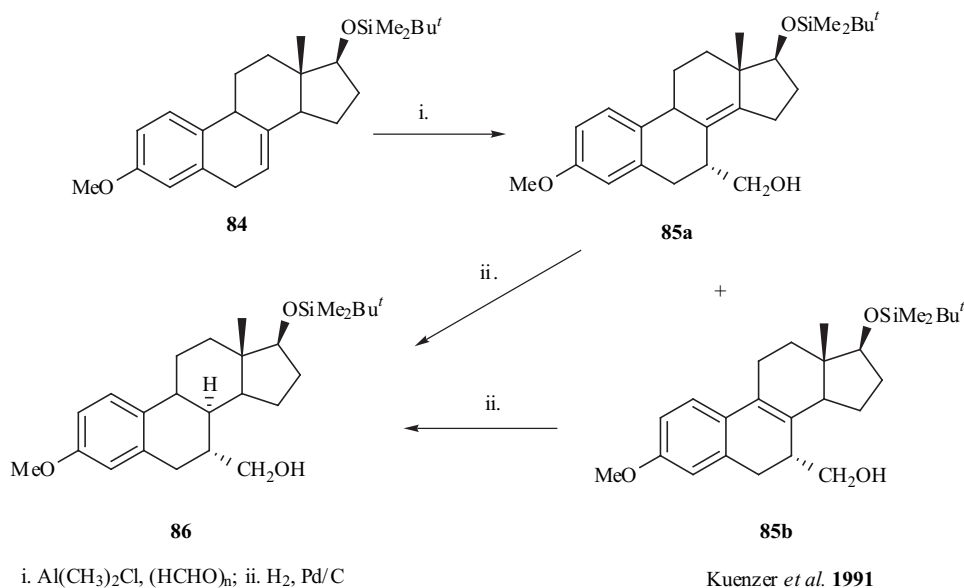
Scheme 19.

sterically congested β -isomer. It is thought that the 6,7-olefinic moiety in **81** exerts a directing effect in the complexation.

Due to the strong electron withdrawing character of the chromiumtricarbonyl moiety, the C-7 position of the estrane-1,3,5(10),6-tetraene should be sufficiently electrophilic to react with a C-nucleophile in an addition reaction. M. F. Semmelhack *et al.* [81] have carried out such reactions with η^6 -dihydronaphthalene chromium complexes and a limited number of C-nucleophiles. In the case of the estrane-1,3,5(10),6-tetraene complex, the addition products, *cf.* **83**, can also be detected, but the yield of these adducts is low. The stereochemistry at C7 of the products has not yet been determined [79].

Estrane-1,3,5(10),6-tetraenes can be transformed to the corresponding 6,7-epoxides. The epoxides have been converted to the 7-ketoestrane derivatives, which themselves have been submitted to *Wittig* olefination reactions [82]. To

the introduction of the chain. However, acetals, silyl ethers and olefinic moieties are all compatible. From these, carbaldehydes (deprotection of the acetals, deprotection of the alcohols and oxidation, hydroboration of terminal olefinic moieties with oxidative work-up) can be obtained. Moreover, J. N. da Silva and J. E. van Lier have shown how to optimally derivatize the 11α -hydroxyundecylestradiol, prepared by the method of Bucourt *et al.* (see above). Thus, the hydroxy function can be transformed easily to a chloro- or bromo group ($\text{CCl}_4/\text{PPh}_3$ or $\text{CBr}_4/\text{PPh}_3$). The bromo functionality can be substituted for an iodo group ($\text{NaI}/\text{butanone}$ or acetone) or a fluoro group ($n\text{-Bu}_4\text{NF}$). Phenolic ethers can be prepared (phenol, NaHCO_3 , DMF). As the direct introduction of a cyano group is compatible with the reaction conditions of the conjugate addition of alkyl iodides to 6-ketoestrane-1,3,5(10)-trienes, this opens new opportunities for functionalization of the chain terminus, as the versatile cyano group can easily be transformed to an amino group, to a carbaldehyde function (reduction with



Scheme 20.

date, the control of a regioselective ring opening of the epoxides with *Grignard* reagents to have a direct access to C7-substituted estranes has proven to be difficult.

Lastly, 7α -hydroxymethylestrane-3,17 β -diol **86** is accessible through a *Prins* reaction starting from equilin. Two homoallylic alcohols, **85a/b**, are formed in a 6 : 1 ratio. They can be separated, however, both can be hydrogenated over Pd/C to give the same isomer **86** (Scheme 20) [83].

d.) Functionalization and Functional Transformation of the C7 Side Chain in Estranes

Once the chain is introduced at C7 of the estrane derivative, it can be functionally transformed [48-50,70-72,84,85], depending on the substituents that have been concomitantly introduced. The conditions of linking the chain to the steroidal frame often make it impossible to introduce formyl, alcohol or amine functions directly with

diisobutylaluminum hydride), to a free amide (partial hydrolysis with $\text{H}_2\text{O}_2/\text{NaOH}$ under phase transfer conditions at rt) or to a carboxylic acid (complete hydrolysis) [70-73]. Potentially, the free amide can be alkylated.

B. Muehlenbruch *et al.* [84] have coupled fluorescein-amine *via* the DCC method to 7α -carboxybutyl-estrane-1,3,5(10)-trien-3-ol to give compound **87** as a fluorescent marker. Compounds similar to **87** have been prepared (Fig. 3) [84]. *In vitro*, these compounds still possess an appreciable binding affinity to the estrogen receptor ER α . A further fluorescent conjugate, **88**, has been forwarded by A. N. French *et al.* (Fig. 3) [86]. Here, the fluorescent moiety was coupled to a 7α -aminoalkyl substituted estradiol derivative, prepared *in situ* from the corresponding 7α -azidoalkyl derivative. The chemiluminescent estradiol conjugate **89** was prepared from 7α -(3'-carboxypropyl)-estrane-3,17 β -diol and an N^{10} -(3-sulfopropyl) acridinium-9-carboxamide by the DCC method (Fig. 3) [87].

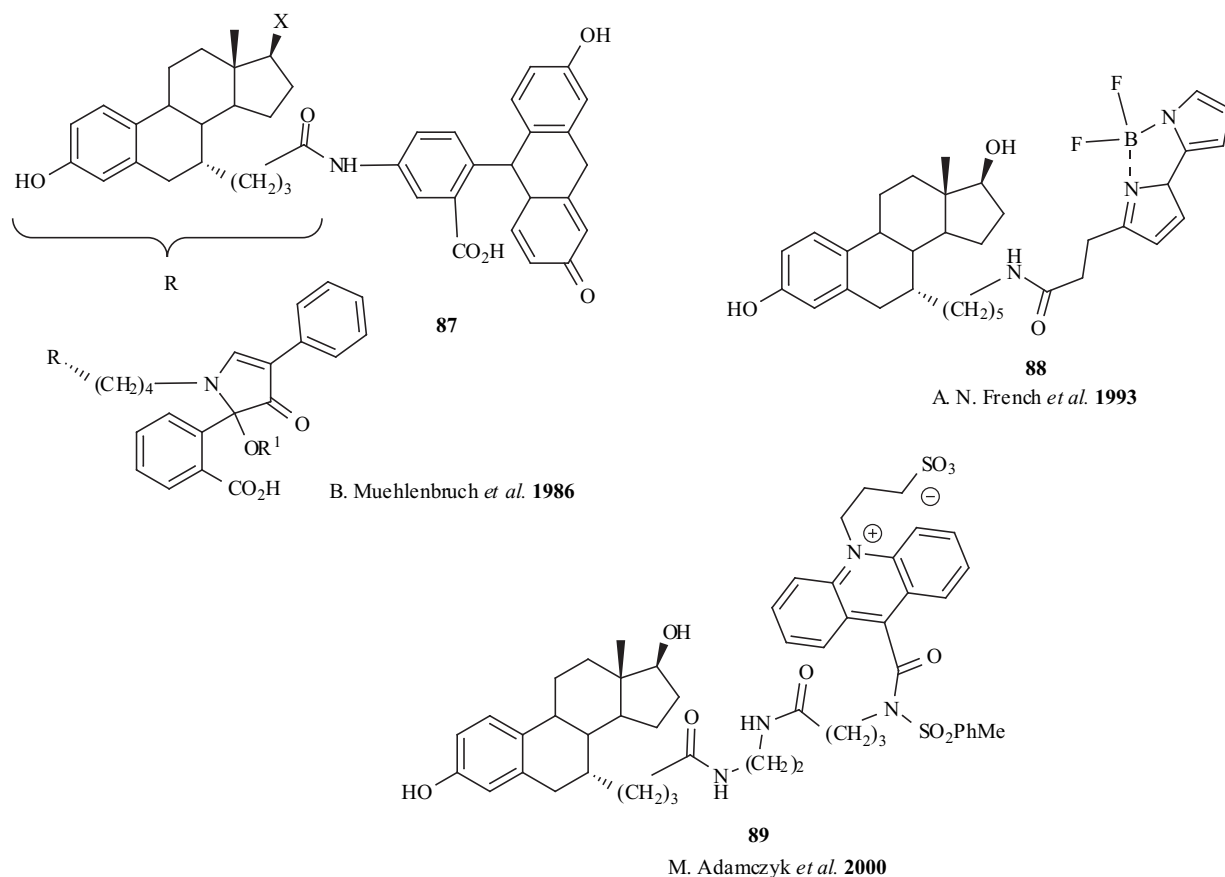
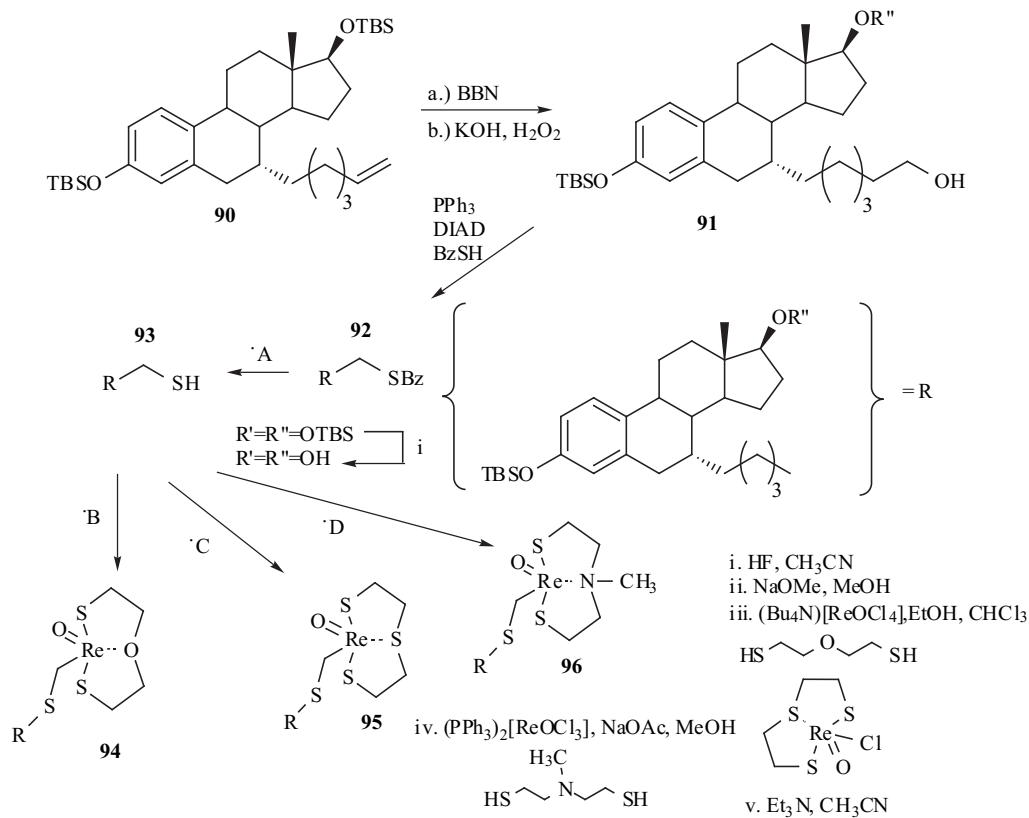
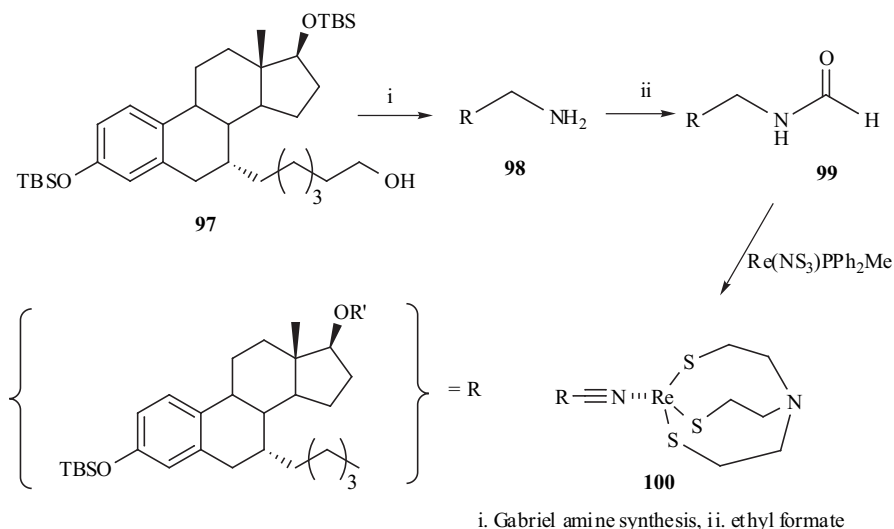


Fig. (3).

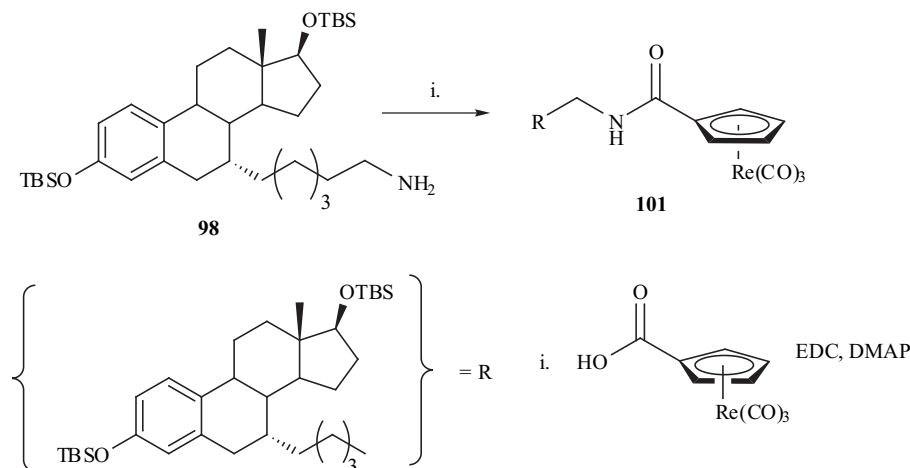


Scheme 21.



Rhenium containing radiolabeling agents on basis of C7 α -substituted estra-3,17 β -diols
Skaddan, Wuest, Katzenellenbogen 1999

Scheme 22.



Rhenium containing radiolabeling agents on basis of C7 α -substituted estra-3,17 β -diols
Skaddan, Wuest, Katzenellenbogen 1999

Scheme 23.

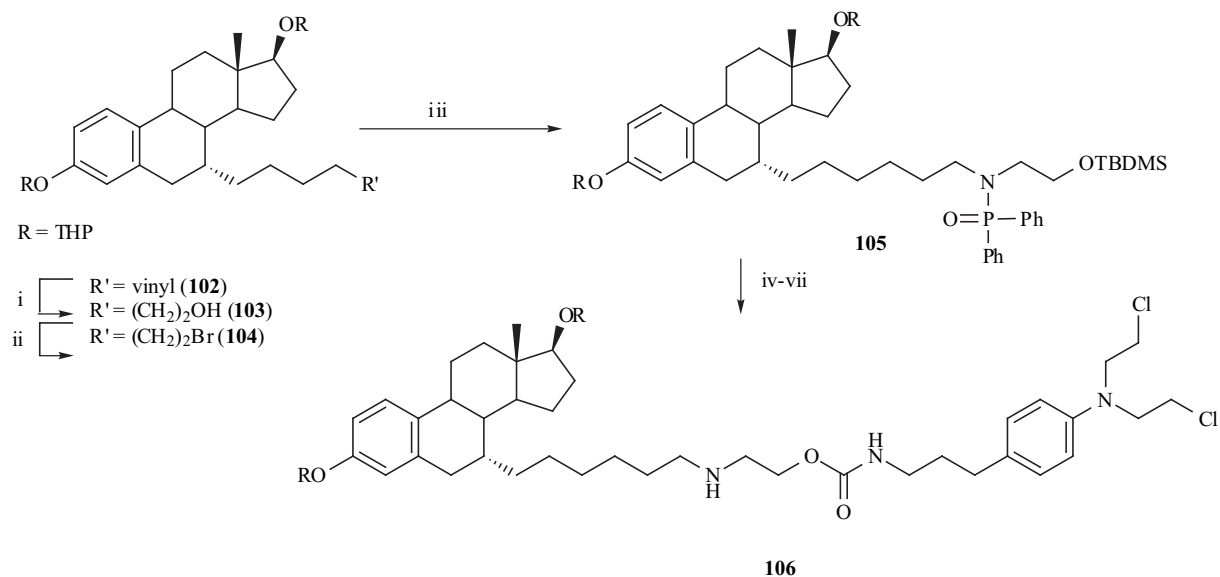
J. A. Katzenellenbogen *et al.* [66,68,88] have shown that facile derivatization of the terminal functional group in the introduced C7 carbon chain leads to various possibilities of ligand formation, which facilitate the binding of metals to the steroid (Schemes 21-23). These metals can be rhenium or technetium, i.e., metals that can be used as radioligands in radioimaging agents. It must be stressed that while 7 α -methyl groups in estradiols have led to a better binding of the molecule to the receptor, longer C7 chains may carry larger substituents without interfering substantially with the binding of the molecule, as it is considered that long chains outreach the confines of the ligand receptor complex, so that these larger substituents on the chains find themselves outside of the ligand receptor complex.

The coupling of bioactive residues to estradiols using the C7 tether is also possible. This has been demonstrated by J.

M. Essigmann, R. G. Croy *et al.* [89], who synthesized estradiol-mustard conjugates such as **106** (Scheme 24, for bioactive residues, including mustards linked at positions other than C7, [see ref. 118i]). The mustard residue is to act as a genotoxin that helps destroy estrogen receptor-positive breast cancer cells, where the estradiol is responsible for the binding affinity of the molecule to the estrogen receptor [89].

e.) Heteroatom Functionalization at C7

The strategies for heterofunctionalization at C7 resemble those of C7 alkyl functionalization. In the cases of A-ring aromatization after introduction of a hetero-functionality at C7, especially of a hydroxy function, often leads *via* aromatization of both the A and the B ring to the equilin series. A typical example is given by the transformation by



i. BH_3 , THF, $\text{KOH}/\text{H}_2\text{O}_2$; ii. MsCl , LiBr ; iii. $\text{Ph}_2\text{P}(\text{O})\text{NH}(\text{CH}_2)_2\text{OTBDMS}$, NaH , cat. Bu_4NBr ; iv. TBAF; v. *p*-nitrophenylchloroformate, DIEA; vi. 4-(*N,N*-bis-2-chloroethylaminophenyl)propylamine, DIEA; vii. H^+

J. E. Essigmann and R. G. Croy *et al.* 2002

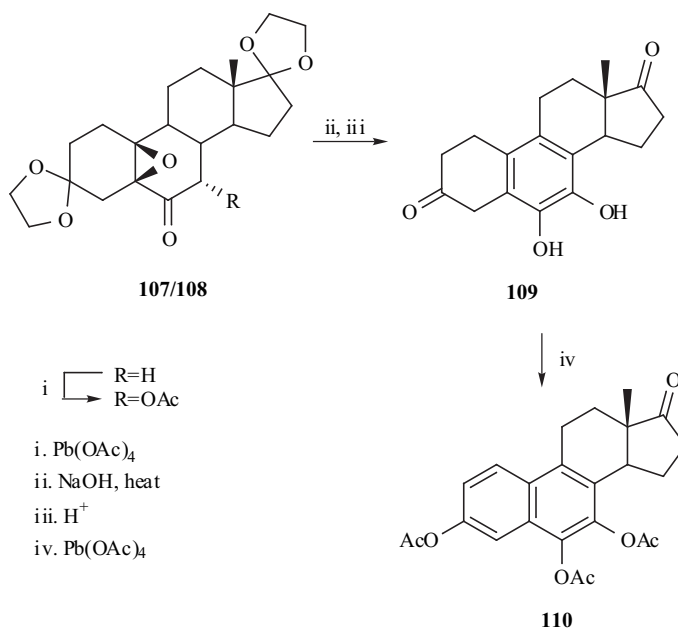
Scheme 24.

Mihailovic *et al.* [90]. Here, the α,β -epoxyketone **107** is acetylated α to the keto group (C7) with $\text{Pb}(\text{OAc})_4$. Heating the compound **108** in aq. NaOH leads to **109** via aromatization of the B-ring. The protective acetal groups are cleaved at C3 and C17. Then, ring A is aromatized with $\text{Pb}(\text{OAc})_4$ to yield 6,7-diacetoxyequilin (**110**) (Scheme 25) [90].

The *Friedel-Crafts* type cyclization of **112** also leads to the equilin series. **112** can be prepared from the *Hajos-Parrish* diketone (**111**) in 1 step. Analogous to **112**, also, the alcohol can be prepared from **111** in 1 step. It can be

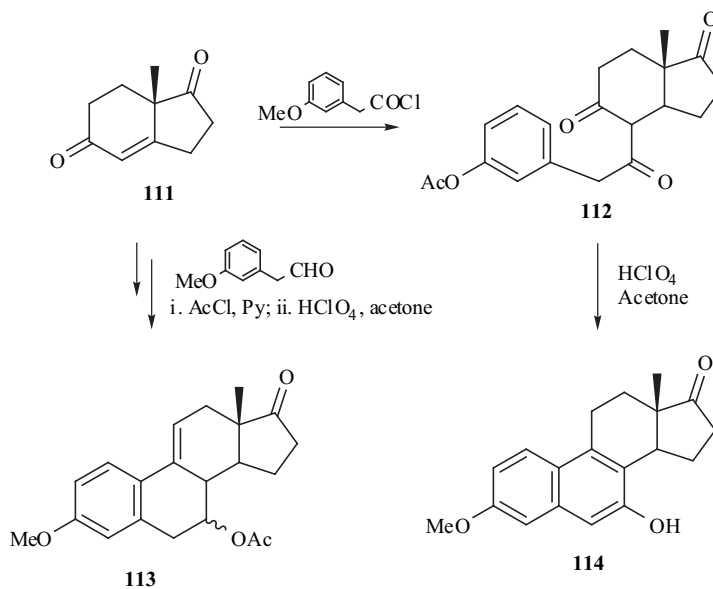
acetylated and ring-closed with HClO_4 in acetone to give a mixture of 7 α - and 7 β -acetoxy-3-methoxy-estra-1,3,5(10),9(11)-tetraenes **113**, from which the β -isomer can be crystallized [91].

Most likely not by design was the outcome of the bromination of **115** with tribromoacetic acid (140°C , 20 min, N_2) which yields 7,16-dibromo-1-methyl-estra-1,3,5(10)-triene-6,17-dione (**116**) [92]. 7-Bromoestra-1,3,5(10)-triene-6,17-diol derivatives, furnished by bromination of 6-ketoestradiol derivatives, have been known for some time.



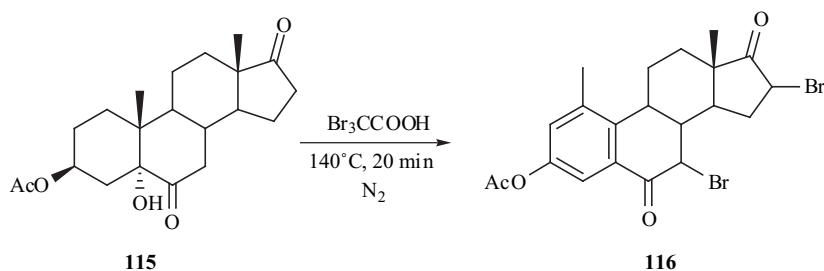
M. Lj. Mihailovic *et al.* 1978

Scheme 25.



Daniweski, Kiegiel 1988

Scheme 26.



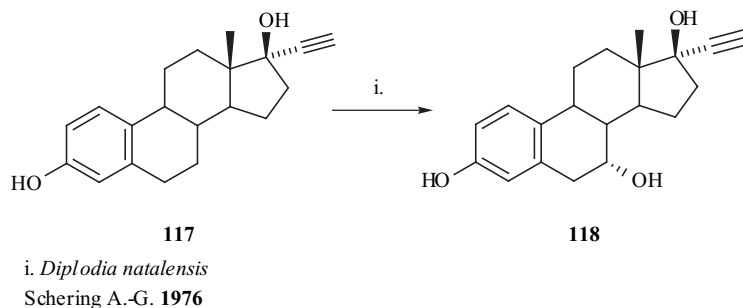
W. J. Szczepiek 1981

Scheme 27.

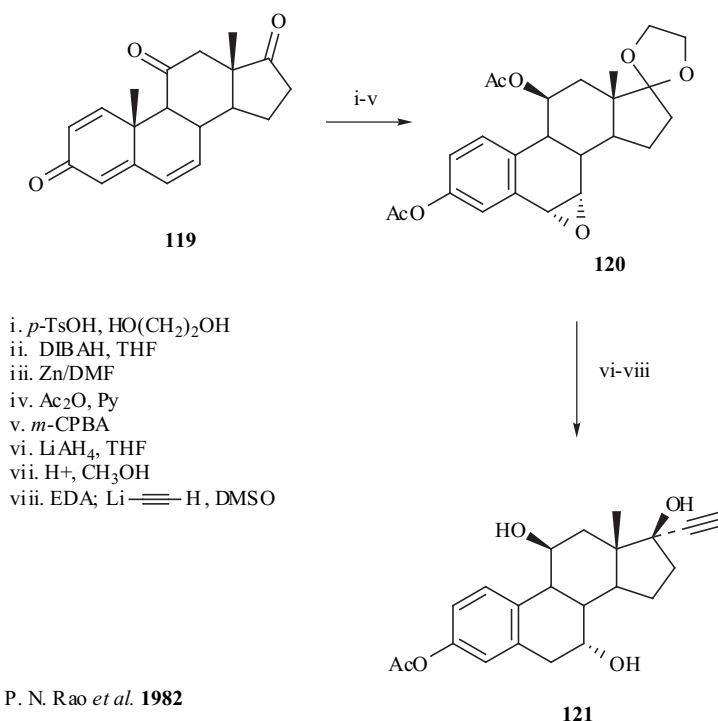
In 1976, Schering A.-G. patented a number of C7 α hydroxylated estradiols as estrogens. The preparative procedure followed a microbial oxidation using *Diplodia natalensis* ATCC 9055 (Scheme 28) [93]. The hydroxy group was functionalized in various ways (etherification; mesylation). Experiments on *estra-3,7 α ,17 β -triol* itself, though, have shown that hydroxylation at C-7 α decreases both the activity of the molecule as a post-coital contraceptive as well as its receptor binding affinity to ER α (estrogenicity: *estra-3,17 β -diol* >> *11 β -hydroxy-* = *6 β -hydroxy-* > *16 α -hydroxy-* > *7 α -hydroxy* > *16 β -hydroxyestra-3,17 β -diol*; contraceptive action: *estra-3,17 β -diol* >> *11 β -*

hydroxy- > *7 α -hydroxyestra-3,17 β -diol*) [94-96]. *Estra-3,7 α ,17 β -triol* has been found as a metabolite in the brain of rats [97] and in the liver microsomes of juvenile rainbow trout [98].

Subsequently, the *17 α -ethynyl-estra-1,3,5(10)-triene-3,7 α ,11 β ,17 β -tetraol* **121** was synthesized with the idea that while the *7 α -hydroxy* group lowers the estrogenicity of this type of molecules, the postcoital antifertility of the derivative may still be adequate. The introduction of the *7 α -hydroxy* group was accomplished by reduction of the *6,7-epoxide* **120**. Access to the estrane series was given through

i. *Diplodia natalensis*
Schering A.-G. 1976

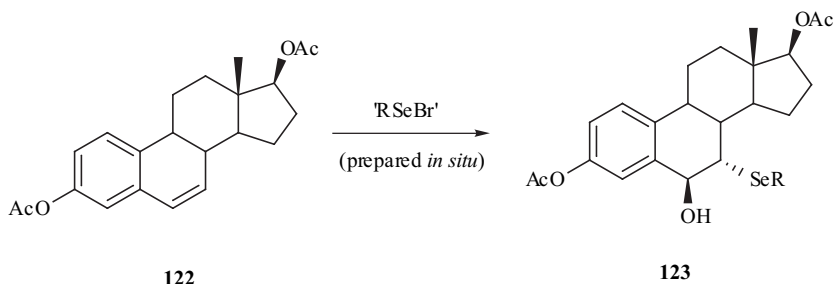
Scheme 28.

**Scheme 29.**

aromatization with Zn/DMF (concomitant loss of C18 methyl) [99].

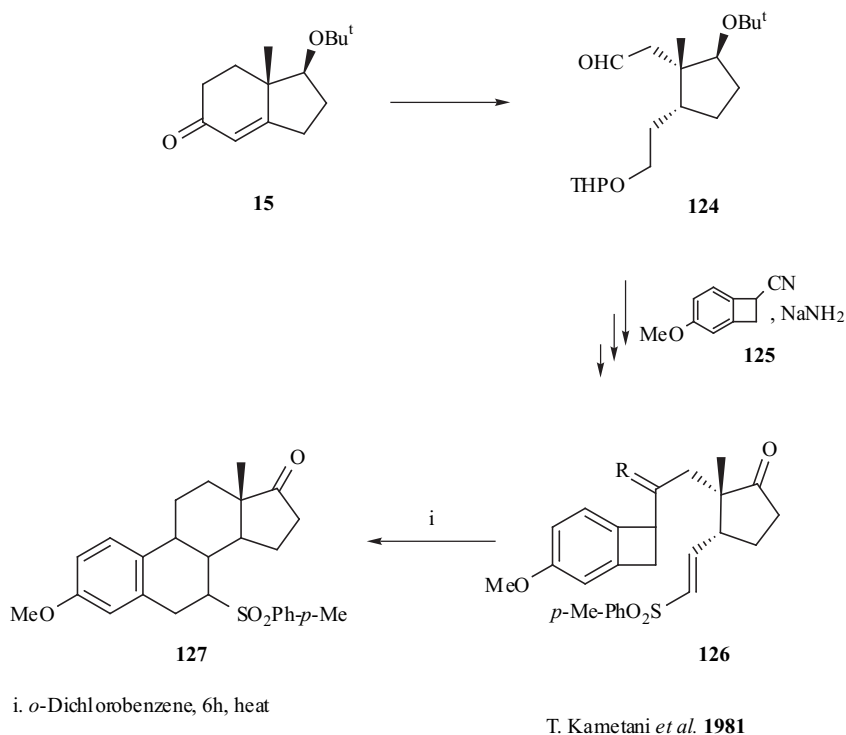
Methyl and phenylselenenyl bromide has been added to estra-1,3,5(10),6-tetraene-3,17 β -diol 3,17 β -diacetate (**122**) to give after work-up the corresponding C7 α -alkyl/arylselenenyl-estra-1,3,5(10)-trien-3,6 β ,17 β -triol 3,6 β ,17 β -triacetates **123**. While the steroids have been saponified with 5% KOH in EtOH, no additional transformation using these compounds were published. Oxidation of the compounds with H₂O₂ in THF yielded after acidic work-up 3,17 β -di-*O*-acetoxy-6-ketoestra-3,17 β -diol [100]. The 7 α -methylselenenyl derivative was found to bind poorly to the estrogen receptor ER α – here, the 16 α - and 17 α -methylselenenyl and the 16 α -phenylselenenyl derivatives gave better results (around 30% of estra-3,17 β -diol itself) [101].

In situ prepared 'BrOMe' also adds to estra-1,3,5(10),6-tetraene derivatives in a regio- and stereoselective fashion to give 7 α -bromo-6 β -methoxy-adducts [102].

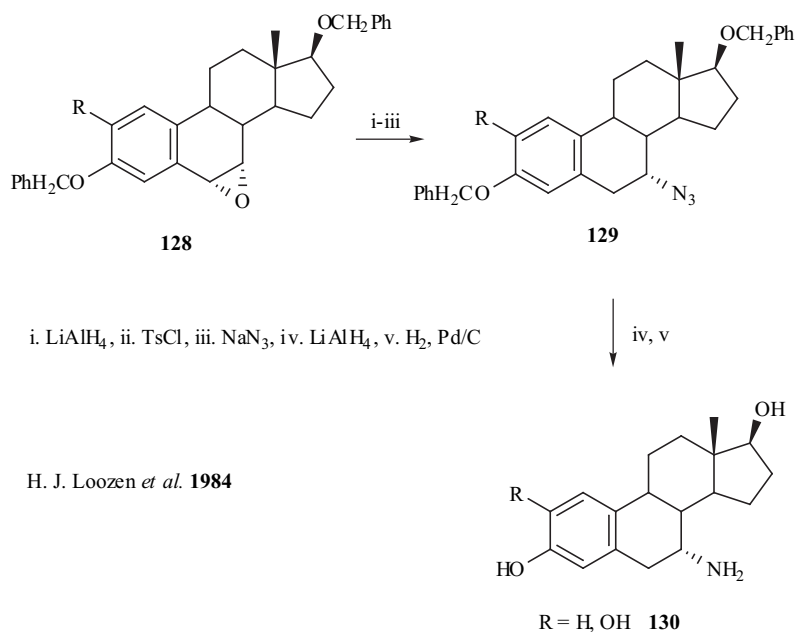
**Scheme 30.**

A *De Novo* synthesis of 7-phenylsulfonylestra-3,17 β -diols **127** has been devised by T. Kametani *et al.* and is a pendant to the *De Novo* synthesis of G. Sauer *et al.* from Schering A.-G. T. Kametani *et al.* [103], who operate with a benzocyclobutene-*o*-quinodimethane ring opening / [4 + 2]-cycloaddition strategy as their terminal key step, and can control the regiochemistry of the benzo(A-ring)-annulation without reverting to a symmetrically substituted benzo group (i.e., dimethoxybenzo- as in the case of G. Sauer *et al.*) The synthetic route is very long, however, no effort has been undertaken to functionalize the molecules further utilizing the C7-phenylsulfonyl moiety.

H. J. Loozen *et al.* [104] have prepared the 7-amino-estradiols **130**. These were synthesized *via* the 6,7-epoxy-estradiols **128**. Reduction with LiAlH₄ leads to the 7 α -alcohol, which is converted into its tosylate. Reaction with sodium azide in a nucleophilic substitution gives the 7-azido compound **129**, which is reduced to the amino product with LiAlH₄ (Scheme 32). Catalytic debenzoylation furnishes



Scheme 31.



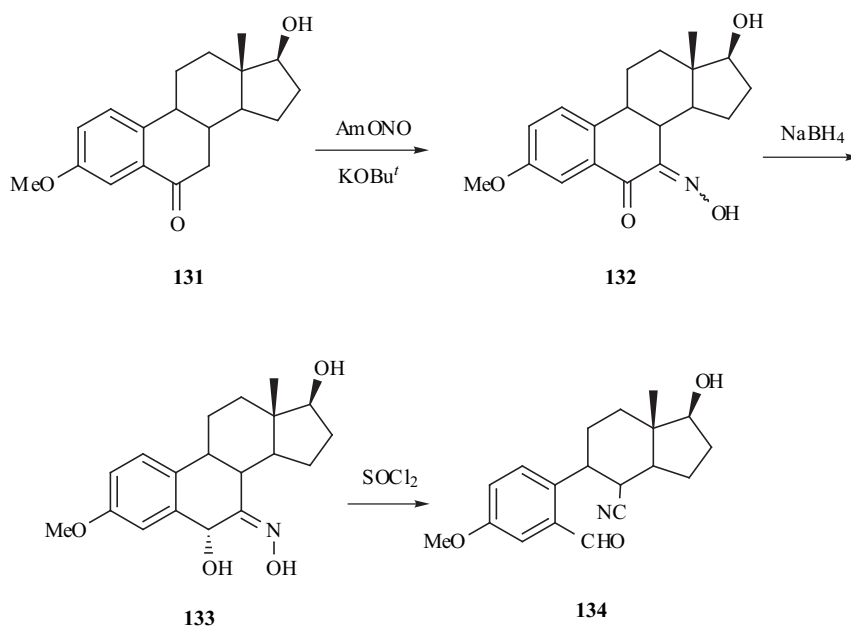
Scheme 32.

the 7-aminoestra-3,17 β -diol. An analogous sequence has also been carried out to give the 7-aminoestra-2,3,17 β -triol [104].

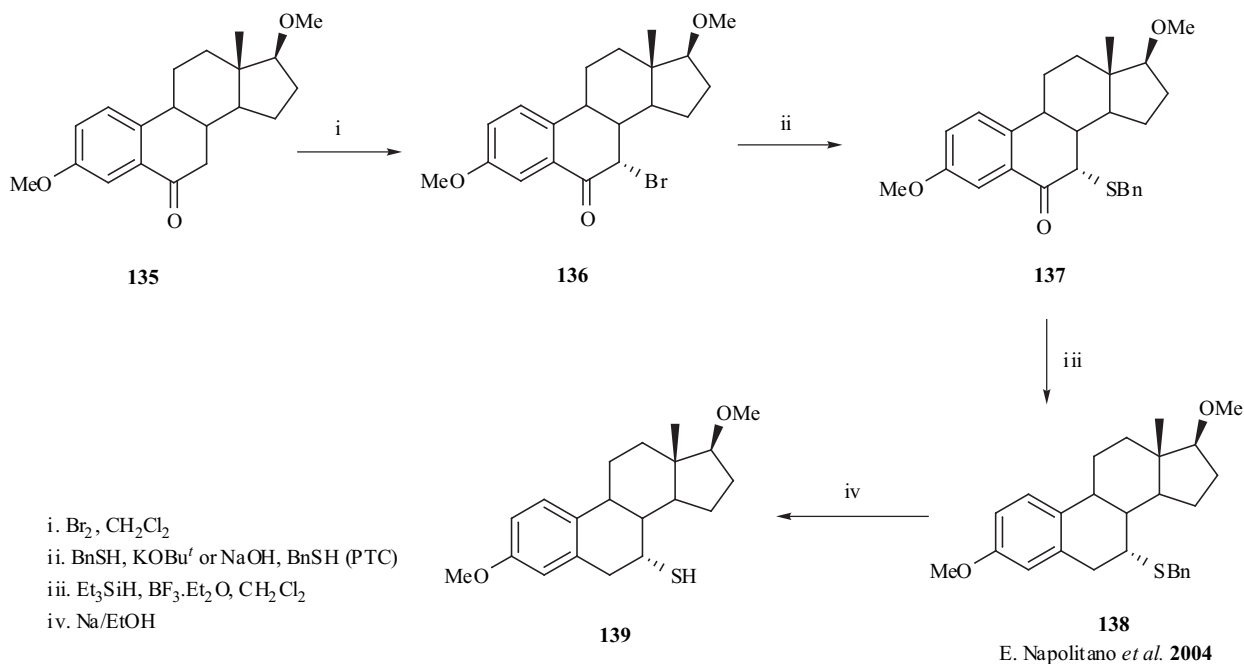
Also, the 7-oxime of the 6-ketoestra-3,17 β -diol **132** has been prepared by standard methods (AmONO, KOBu^t). Thus far it has not been found to be a versatile starting material for further transformations in C7-substituted estra-1,3,5(10)-triene series. When the 6-keto group is reduced, a subsequent *Beckmann* reaction on the triol 7-oxime **133** leads to a *Beckmann* fragmentation and to the unexpected 9-methoxy-6-oxo-17 β -hydroxy-6,7-secoestra-1,3,5(10)-trien-7-nitrile (**134**) [105].

7-Alkylthio-substituents as thioethers[106,107] can readily be synthesized by reaction of 7 α -bromo-6-ketoestra-3,17 β -diol 3,17-diacetate with a thiophenol. The thiophenol may carry a leaving group (i.e., a triflate or a halide) that can be used in further elongation of the C7 chain by metal catalyzed coupling reaction.

A mercapto group can be introduced at C7 α by submitting 7 α -bromo-6-ketoestra-3,17 β -diol derivative **136** to a substitution reaction with benzylthiol (KOBU^t, DMF or aq. NaOH, Bu₄NHSO₄, benzene [PTC]) [108] substitution reaction, which gives the benzylsulfide **137** with retention of configuration. Deoxygenation of C6 with Et₃SiH, BF₃·Et₂O

V. M. Pejanovic *et al.* 1995

Scheme 33.



Scheme 34.

to **138** is followed by debenylation with Na, resulting in the 7 α -mercaptoestradiol **139**.

4. OUTLOOK

Many of the new developments in synthetic organic and in synthetic medicinal chemistry are reflected in the directions taken in the preparation of new steroidal ligands for the estrogen receptor ER α . Thus, combinatorial chemistry has found its way into this field. This can involve the linking of a steroidal system on a solid phase for the

synthesis [109,110], as well as the synthesis of linkers [111] themselves on a solid phase.

Interesting new research is taking place in radiolabeling C7 substituted estradiols, where more emphasis is put on technetium and rhenium radioisotopes [112]. However, fluoro- and iodo radioisotopes are also studied. Nevertheless, the development of radioimaging agents based on radiolabeled steroids, i.e., on substituted estradiols, remains a difficult problem to solve. This is in part because of the poor biodistribution of many of the compounds, mostly due to their lipophilicity. More success will be seen in the

further use of antiestrogens for tumor therapy. The last 5-6 years have seen a trend towards using derivatives of the original ICI-182780 [113-116]. Though it has been noted that a dual functionalization at C7 α and C11 β can be detrimental to the binding affinity of the molecule to the receptor, some of the more recently designed antiestrogens, substituted at C7 α , carry a fluoro substituent at C11 β [114]. It must also be pointed out that there is a significant effort to develop further antiestrogens or selective estrogen modulators (SEMs) on the basis of non-steroidal structures.

The more immediate future may also see a greater development in using C7 substituted estradiols as carriers of anti-tumor compounds for the treatment of estrogen positive breast cancer [117-119]. Competition may come from certain techniques using anti-tumor agents linked to antibodies.

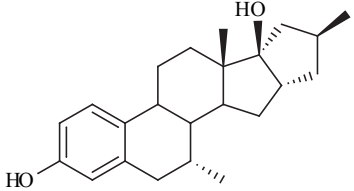
Undoubtedly, however, the interest in the preparation and application of novel 7-substituted estradiols and their derivatives will remain high.

ACKNOWLEDGEMENT

GRM thanks Fundacao para a Ciencia e Tecnologia for the grant BD/6673/2001.

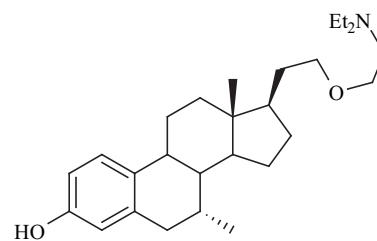
REFERENCES

- For two leading reviews on the interaction of ligands with the estrogen receptor and its relation to the development of breast cancer diagnostica, see: a) Anstead, G. M., Carlson, K. E., Katzenellenbogen, J. A. *Steroids* **1997**, *62*, 268 – 303; b) Gao, H., Katzenellenbogen, J. A., Garg, R., Hansch, C. *Chem. Rev.* **1999**, *99*, 723 – 744.
- For a discussion on effective treatment of estrogen dependent breast cancer with antiestrogens, see: DeFriend, D. J., Howell, A., Nicholson, R. I., Anderson, E., Dowsett, M., Mansell, R. E., Blamey, A. W., Bundred, N. J., Robertson, J. F., Saunders, C., Baum, W., Walton, P., Sutcliffe, F., Wakeling, A. E. *Cancer Res.* **1994**, *54*, 408 – 414.
- Breckwoldt, M., Keck, C., Karck, U. *J. Steroid Biochem. Molec. Biol.* **1995**, *53*, 205 – 208.
- Hutchinson, T. H., Brown, R., Brugger, K. E., Campbell, P. M., Holt, M., Laenge, R., McCahon, P., Tattersfield, L. J., van Egmond, R. *Environ. Health Perspect.* **2000**, *108*, 1007 – 1014.
- EP 0 138 504 (24.4.1985) ICI (Bowler, J., Tait, B. S.) *Chem. Abstr.* **1985**, *103*, 105214w.
- EP 0 367 576 (9.5.1990) Endorecherche Inc. (Labrie, F., Mérand, Y.) *Chem. Abstr.* **1991**, *114*, 82260u.
- EP 0 280 618 (31.1.1988) Roussel UCLAF (Nique, F., Nedelec, L., Bouton, M. M., Philibert, D.) *Chem. Abstr.* **1989**, *110*, 115181s.
- Ger. Offenl. DE 4 018 828 (13.12.1990) Schering A.-G. (Künzer, H., Bohlmann, R.) *Chem. Abstr.* **1991**, *114*, 185843r.
- PCT Int. Appl. WO 9310741 (10.6.1993) Endorecherche Inc. (Labrie, F., Mérand, Y.; US Appl. 801704) *Chem. Abstr.* **1994**, *120*, 77518d.
- Wakeling, A. E., Bowler, J. J. *J. Endocrinol.* **1987**, *112*, R7 – R10.
- Wakeling, A. E., Dukes, M., Bowler, J. *Cancer Res.* **1991**, *51*, 3867 – 3873.
- Wakeling, A. E., Bowler, J. *J. Steroid. Biochem. Mol. Biol.* **1992**, *43*, 173 – 177.
- Lévesque, C., Mérand, Y., Dufour, J. M., Labrie, C., Labrie, F. *J. Med. Chem.* **1991**, *34*, 1624 – 1630.
- Labrie, C., Martel, C., Dufour, J.-M., Lévesque, C., Mérand, Y., Labrie, F. *Cancer Res.* **1992**, *52*, 610 – 615.
- For studies with RU-45144: Bouhoute, A., Leclercq, G. *Biochem. Pharmacol.* **1994**, *47*, 748 – 751.
- a) Jensen, E. V. In *Estrogens and Antiestrogens* (Lindsay, R., Dempster, D. W., Jordan, V. C.), Lippincott-Raven, Philadelphia, USA, **1997**, pp. 3 – 8; b) White, R., Parker, M. G. *Endocr. Rel. Cancer* **1998**, *5*, 1 – 14.
- Harding, J., White, D. F. *Synth. Appl. Isotop. Labelled Compd.*, **1997** (*Proc. Int. Symp. 6th 1998*) 411-414.
- DAS 1 593 309; US Pat 3 574 197 (6.4.1971) Schering A.-G. (Prezewowsky, K., Wiechert, R.) *Chem. Abstr.* **1971**, *75*, 20678h.
- Eder, U. *J. Steroid. Biochem.* **1979**, *11*, 55 – 60.
- Sauer, G., Eder, U., Haffer, G., Neef, G., Wiechert, R., Hoyer, G.-A. *Liebigs Ann. Chem.* **1982**, 448 – 458.
- Sauer, G., Junghans, K., Eder, U., Haffer, G., Neef, G., Wiechert, R., Cleve, G., Hoyer, G.-A. *Liebigs Ann. Chem.* **1982**, 431 – 447.
- Ger. Offenl. DE 2 832 604 (21.7.1978) Schering A.-G. (Eder, U., Haffer, G., Neef, G., Sauer, G., Wiechert, R.) *Chem. Abstr.* **1980**, *93*, 168487h.
- Ger. Offenl. DE 2 832 603 (28.7.1978) Schering A.-G. (Sauer, G., Junghans, K., Eder, U., Haffer, G., Neef, G., Wiechert, R.) *Chem. Abstr.* **1980**, *93*, 168488g.
- Eder, U., Sauer, G., Wiechert, R. *Angew. Chem.* **1971**, *83*, 492; *Angew. Chem. Int. Ed. Engl.* **1971**, *10*, 496 – 497.
- a) Micheli, R. A., Hajos, Z. G., Cohen, N., Parrish, D. R., Portland, L. A., Sciamanna, W., Scott, M. A., Wehrli, P. A. *J. Org. Chem.* **1975**, *40*, 675 – 681; b) Cohen, N., Banner, B. L., Eichel, W. F., Parrish, D. R., Saucy, G. *J. Org. Chem.* **1975**, *40*, 681 – 685; c) Eder, U., Gibian, H., Haffer, G., Neef, G., Sauer, G., Wiechert, R. *Chem. Ber.* **1976**, *109*, 2948 – 2953.
- Quinkert, G., Stark, H. *Angew. Chem.* **1983**, *95*, 651 – 659; *Angew. Chem. Int. Ed. Engl.* **1983**, *22*, 637.
- Sauer, G., Eder, U., Haffer, G., Neef, G., Wiechert, R., Rosenberg, D. *Liebigs Ann. Chem.* **1982**, 459 – 471.
- Ger. Offenl. DE 2 832 605 (31.1.1980) Schering A.-G. (Sauer, G., Eder, U., Haffer, G., Neef, G., Wiechert, R.) *Chem. Abstr.* **1980**, *93*, 150493x.
- Ger. Offenl. DE 2 832 606 (31.1.1980) Schering A.-G. (Sauer, G., Eder, U., Haffer, G., Neef, G., Wiechert, R.) *Chem. Abstr.* **1980**, *93*, 150492w.
- a) Eder, U., Haffer, G., Neef, G., Sauer, G., Seeger, A., Wiechert, R. *Chem. Ber.* **1977**, *110*, 3161 – 3167; b) Eder, U. *J. Steroid Biochem.* **1979**, *11*, 55 – 60.
- Cai, Z., Ni, Y., Sun, J., Yu, X., Wang, Y. *Huaxue Xuebao* **1986**, *44*, 78 – 83; *Chem. Abstr.* **1986**, *105*, 172816y.
- Lednicer, D., Emmert, D. E., Chidester, C. G., Duchamp, D. J. *J. Org. Chem.* **1971**, *36*, 3260 – 3266.
- a) Ananchenko, S. N.; Torgov, I. V. *Dokl. Akad. Nauk SSSR* **1959**, *127*, 553 - 556; b) Hughes, G. A., Smith, H. *Chem. Ind. (London)* **1960**, 1022 - 1023.
- a) Doi, T., Shimizu, K., Takahashi, T., Tsuji, J., Yamamoto, K. *Tetrahedron Lett.* **1990**, *32*, 3313 – 3316; b) Takahashi, T., Shimizu, K., Nisar, M., Tsuji, J. Tennen Yuki Kagobutsu Toronkai Koen Yoshishu **1986**, *28*, 401-408; *Chem. Abstr.* **1989**, *110*, 173538z.
- a) Groen, M. B., Zeelen, F. *J. Recl. Trav. Chim. Pays-Bas* **1986**, *105*, 549 – 553; b) Ger. Offenl. 2 807 786 (7.9.1978) AKZO N. V. (Zeelen, F. J., Groen, M. B.) *Chem. Abstr.* **1979**, *90*, 39102z; c) Can. CA 1 128 037 (20.7.1982) Akzona (Zeelen, F. J., Groen, M. B.) *Chem. Abstr.* **1983**, *98*, 16932q.
- Kalvoda, J., Krahenbuehl, Ch., Desaulles, P. A., Anner, G. *Helv. Chim. Acta* **1967**, *50*, 281 – 288.
- Wieland, P., Anner, G. *Helv. Chim. Acta* **1967**, *50*, 289 – 296.
- US Pat. 3 318 925 (9.5.1967) CIBA Corp. (Anner, G., Kalvoda, J., Wieland, P.; Swiss Appl. 24.12.1963; 27.5. and 3.12.1964.) *Chem. Abstr.* **1967**, *67*, 117 057c.
- US Pat. 3 318 926 (9.5.1967) CIBA Corp. (Anner, G., Kalvoda, J., Wieland, P.; Swiss Appl. 24.12.1963) *Chem. Abstr.* **1967**, *67*, 117 073a.
- US Pat. 3 318 928 (9.5.1967) CIBA Corp. (Anner, G., Kalvoda, J., Wieland, P.; Swiss Appl. 24.12.1963; 27.5. and 3.12.1965) *Chem. Abstr.* **1967**, *67*, 117 074b.
- US Pat. 3 318 929 (9.5.1967) CIBA Corp. (Anner, G.; Kalvoda, J.; Wieland, P.; Swiss Appl. 24.12.1963; 27.5. and 3.12.1964) *Chem. Abstr.* **1968**, *68*, 105 445f.
- For others such as 17 α -butadynyl-7 α -methylene-1,3,5(10)-triene-1,3,17 β -triol, see: Brit. 1 208 039 (7.10.1970) Schering A.-G. (Prezewowsky, K., Wiechert, R.) *Chem. Abstr.* **1971**, *74*, 31899y.
- Zeelen, F. J., Bergink, E. W. *Cytostatic Estrogens Horm. Recept. Tumors* (Proc. Workshop; Raus, J., Martens, H., Leclercq, G., eds., Academic Press, London) 1979 (publ. **1980**), 39 - 48; *Chem.*

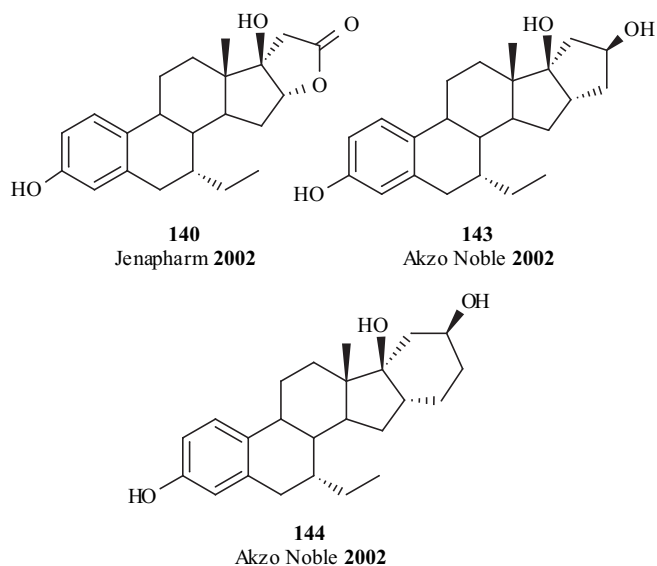
- Abstr.* **1981**, 94, 96685s. C7 α -substituted steroids are known to show greatly reduced binding to the human sex steroid binding protein (SBP) than their non-substituted counterparts: Cunningham, G. R., Tindau, D. J., Lobl, T. J., Campbell, J. A., Means, A. R. *Steroids* **1981**, 38, 243 – 262.
- [44] While C-7 α and C-11 β alkyl substituents or C7 α substituents having a polar group far removed from the steroidal frame have been found to interact strongly with the estrogen receptor, estradiols carrying both C-7 α and C-11 β substituents have been found to show much lower binding affinity, unless the C-11 β substituent is a fluoro group (see discussion found in: a) Tedesco, R., Katzenellenbogen, J. A., Napolitano, E. *Bioorg. Med. Chem. Lett.* **1997**, 7, 2919 – 2924). Nevertheless, also the latter compounds have been covered in patents: e.g., b) PCT Int. Appl. WO 8 700 175 (15.1.1987) CSR International (Crowe, D. F., Tanabe, M., Peters, R. H.) *Chem. Abstr.* **1987**, 107, 23576j. For 3-O-acetyl-7 α -methyl-11 β -nitro-estra-1,3,5(10)-triene-3,9 α -diol-17-one, see: c) Peters, D. H., Crowe, D. F., Avery, M. A., Chong, W. K. M., Tanabe, M. *J. Med. Chem.* **1989**, 32, 2306 – 2310. Here, again postcoital antifertility potency as well as the (subcutaneous estrogenic potency of the 7 α -methyl derivative is low when compared to its C7-demethylated counterpart.
- [45] PCT Int. Appl. WO 85 05361 (5.12.1985) SRI International (Tanabe, M., Corwe, D. F., Detre, G. S.) *Chem. Abstr.* **1986**, 105, 115282x.
- [46] Bucourt, R., Vignau, M., Torelli, V., Richard-Foy, H., Geynet, C., Secco-Millet, C., Redeuilh, G., Baulieu, E. E. *J. Biol. Chem.* **1978**, 253, 8221 – 8228.
- [47] Further examples of using androstenes for the introduction of a C-7 substituent with subsequent aromatization of the A-ring: Charpentier, B., Dingas, A., Cassan, J., Emiliozzi, R. Duval, D. *Steroids* **1988**, 62, 609 – 621.
- [48] Ali, H., Rousseau, J., Ghaffari, M. A., van Lier, J. E. *J. Med. Chem.* **1991**, 34, 854 – 860.
- [49] Ali, H. van Lier, J. E. *J. Chem. Soc., Perkin Trans. 1* **1991**, 2485 – 2491.
- [50] Ali, H., Rousseau, J., van Lier, J. E. *J. Med. Chem.* **1993**, 36, 264 – 271.
- [51] da Silva, J. N., van Lier, J. E. *J. Med. Chem.* **1990**, 33, 430 – 434.
- [52] da Silva, J. N., van Lier, J. E. *J. Steroid. Biochem. Mol. Biol.* **1990**, 37, 77 – 83.
- [53] Some recent patents involving the conjugate addition are: a) Ger. Offenl. DE 15 622 457 (27.11.1997) Schering, A.-G. (Bittler, D., Bohlmann, R., Heinrich, W., Kroll, J., Sauer, G., Nishino, Y., Parczyk, K., Schneider, M., Hegele-Hartung, C., Lichtner, R.). The synthesis of compound **140** (see below), which is patented as a contraceptive and which has anti-osteoporosis activity uses the conjugate addition of a *Grignard* addition as a key reaction: b) Eur. Pat. Appl. EP 869 132 (7.10.1998) Akzo Nobel N.V. Nethl. (Loozen, H. J.) *Chem. Abstr.* **1998**, 129, 276095z.
- 

140
- Akzo Nobel **1998**
- [54] a) Kirk, D. N., Miller, B. W. *J. Chem. Res. (S)* **1988**, 278 – 279; (*M*) **1988**, 2127; b) Duax, W. L., Griffin, J. F., Strong, P. D., Miller, B. W., Kirk, D. N. *Acta Cryst. Sect. C* **1991**, 47, 689 – 691. This process was patented at a later stage by Endorecherche for preparing 7-substituted androstane-3,19-diones as aromatase inhibitors: c) PCT Int. Appl. WO 91 12 206 (22.8.1991) Endorecherche (Labrie, F., Mérand, Y.) *Chem. Abstr.* **1991**, 115, 232607z.
- [55] Nickisch, K., Laurent, H. *Tetrahedron Lett.* **1988**, 29, 1533 – 1536.
- [56] a) Ali, H., van Lier, J. E. *Bioorg. Med. Chem. Lett.* **2002**, 12, 2847 – 2849; b) Ali, H., Rousseau, J., Ahmed, N., Guertin, V., Hochberg, R. B., van Lier, J. E. *Steroids* **2003**, 68, 1163 – 1171.
- [57] Ali, H., Rousseau, J., Paquette, B., Dube, C., Marko, B., van Lier, J. E. *Steroids* **2003**, 68, 1189 – 1200.
- [58] Ni, Y., Chen, W., Zhou, W. *Huaxue Xuebao* **1983**, 41, 555 – 558; *Chem. Abstr.* **1983**, 99, 176135f.
- [59] LaMorte, A., Kumar, N., Bardin, C. W., Sundaram, K. *J. Steroid. Biochem. Mol. Biol.* **1994**, 48, 297 – 304.
- [60] Ma, J., Li, Z. *Youji Huaxue* **1987**, 477.
- [61] cf., Weber, G., Schaumann, J., Carl, C., Schwarz, S. *J. Prakt. Chem.* **1989**, 331, 223 – 230 (CrO₃/3,5-dimethylpyrazole in CH₂Cl₂); Mons, S., Lebeau, L., Mloskowski, C. *Synth. Commun.* **1998**, 28, 213 – 218 (PCC on Celite); lastly, the authors prefer KMnO₄ as oxidant, when using PTC conditions (benzene/H₂O) with Adogen 464 as PTC catalyst (see ref. 72,73).
- [62] Tedesco, R., Fischl, R., Napolitano, E. *Synthesis*, **1995**, 1493 – 1495.
- [63] Tedesco, R., Katzenellenbogen, J. A., Napolitano, E. *Tetrahedron Lett.* **1997**, 38, 7997 – 8000.
- [64] a) Künzer, H., Thiel, M., Sauer, G., Wiechert, R. *Tetrahedron Lett.* **1994**, 35, 1691 – 1694. This approach has also been patented: b) Ger. Offenl. DE 4 218 743 (9.12.1993) Schering A.-G. (Künzer, H., Bohlmann, F.) *Chem. Abstr.* **1994**, 120, 134927n.
- [65] Adamczyk, M., Johnson, D. D., Reddy, R. E. *Steroids* **1997**, 62, 771 – 775.
- [66] Skaddan, M. B., Wuest, F. R., Katzenellenbogen, J. A. *J. Org. Chem.* **1999**, 64, 8108 – 8121.
- [67] VanBrocklin, H. F., Liu, A., Welch, M. J., O'Neil J. P., Katzenellenbogen, J. A. *Steroids* **1994**, 59, 34 – 45.
- [68] Skaddan, M. B., Wuest, F. R., Jonson, S., Syhre, R., Welch, M. J., Spies, H., Katzenellenbogen, J. A. *Nucl. Med. Biol.* **2000**, 27, 269 – 278.
- [69] Melo e Silva, M. C., Patricio, L., Gano, L., Sa e Melo, M. L., Inohae, E., Mataka, S., Thiemann, T. *Appl. Rad. and Isotopes* **2001**, 54, 227 – 239.
- [70] Inohae, E., Thiemann, T., Mataka, S., Melo e Silva, M. C., Patricio Catela, L. *Rep. Inst. Adv. Mat. Study Kyushu Univ.* **1999**, 13, 31 – 36; *Chem. Abstr.* **2000**, 132, 137610n.
- [71] Thiemann, T., Umeno, K., Inohae, E., Mataka, S. *Rep. Inst. Adv. Mat. Study Kyushu Univ.* **2000**, 14, 17 – 29; *Chem. Abstr.* **2000**, 133, 335380w.
- [72] Thiemann, T., Umeno, K., Inohae, E., Imai, M., Shima, Y., Mataka, S. *J. Chem. Res. (S)* **2002**, 1, 1 – 3; (*M*) 101 – 123.
- [73] Morais, G., das Neves Oliveira, M. C., Thiemann, T. *Lett. Org. Chem.*, **2006**, 3, 214 – 219.
- [74] Srivastava, B. K., Dwivedy, I., Setty, B. S., Ray, S. *Indian J. Chem., Sect. B* **1996**, 35B, 495 – 498.
- [75] Yamamoto, C., Matsumoto, T., Watanabe, M., Hitzer, E. M. S., Mataka, S., Thiemann, T. *Acta Cryst., Sect. C* **2004**, C60, o130 – o132.
- [76] Thiemann, T., unpublished results.
- [77] cf., a) Top, S., Jaouen, G., Vessieres, A., Abjean, J.-P., Davoust, D., Roger, C. A., Sayer, B. G., McGlinchey, M. J., *Organometallics* **1985**, 4, 2143 – 2150; b) Jaouen, G., Top, S., Laconi, A., Couturier, D., Brocuret, J. *J. Am. Chem. Soc.* **1984**, 106, 2207 – 2208.
- [78] a) Künzer, H., Thiel, M., *Tetrahedron Lett.* **1988**, 29, 3223 – 3226; b) Gill, J. C., Marples, B. A., Traynor, J. R. *Tetrahedron Lett.* **1987**, 2643 – 2644.
- [79] Melo e Silva, M. C. *Potential Imaging Agent for Estrogen Receptor-positive Breast Tumours*, PhD equivalent Dissertation, Instituto Tecnológico e Nuclear, Sacavem, Portugal, **1999**.
- [80] Dongol, K. G., Melo e Silva, M. C., Matsubara, K., Matsumoto, T., Mataka, S., Thiemann, T. *Z. Anorg. Allgem. Chem.* **2003**, 629, 945 – 947.
- [81] a) Semmelhack, M. F., Hall, H. T., Yoshifuji, M., Clark, G. *J. Am. Chem. Soc.* **1975**, 97, 1247 – 1248; b) Semmelhack, M. F., Seufert, W., Keller, L. *J. Am. Chem. Soc.* **1980**, 102, 6584 – 6586; c) Uemura, M.; Minami, T., Hayashi, Y. *J. Chem. Soc. Chem. Commun.* **1984**, 1193 – 1194.
- [82] Shima, Y. *MSc thesis*, Kyushu Univ., Fukuoka, Japan, **2002**.
- [83] Künzer, H., Sauer, G., Wiechert, R. *Tetrahedron Lett.* **1991**, 32, 743 – 746.
- [84] Muehlenbruch, B., Kirmeier, F., Roth, H. *J. Arch. Pharm.* **1986**, 319, 177 – 183.
- [85] Imai, M. *MSc thesis*, Kyushu Univ., Fukuoka, Japan, **2003**.
- [86] French, A. N., Wilson, S. R., Welch, M. J., Katzenellenbogen, J. A. *Steroids* **1993**, 58, 157 – 169.

- [87] Adamczyk, M., Chen, Y.-Y., Gebler, J. C., Johnson, D. D., Mattingly, P. G., Moore, J. A., Reddy, R. R., Wu, J., Yu, Z. *Steroids* **2000**, *65*, 295 – 303.
- [88] Luyt, L. G., Bigott, H. M., Welch, M. J., Katzenellenbogen, J. A. *Bioorg. Med. Chem.* **2003**, *11*, 4977 – 4989.
- [89] a) Mitra, K., Marquis, J. C., Hillier, S. M., Rye, P. T., Zayas, B., Lee, A. S., Essigmann, J. M., Croy, R. G. *J. Am. Chem. Soc.* **2002**, *124*, 1862 – 1863; b) Sharma, U., Marquis, J. A., Dinaut, A. N., Hillier, S. M., Fedeles, B., Rye, P. T., Essigmann, J. M., Croy, R. G. *Bioorg. Med. Chem. Lett.* **2004**, *14*, 3829 – 3833.
- [90] a) Mihailovic, M. Lj., Forsek, J., Lorenc, L. *J. Chem. Soc., Chem. Commun.* **1978**, 916 – 918; b) Mihailovic, M. Lj., Forsek, J., Lorenc, L. *J. Chem. Soc., Perkin Trans. 1* **1982**, 1 – 7. The preparation of compd. **107** had been communicated earlier: c) Amorosa, M., Cagloti, L., Cainelli, G., Immer, H., Keller, J., Wehrli, H., Mihailovic, M. Lj., Schaffner, K., Arigoni, D., Jeger, O. *Helv. Chim. Acta* **1962**, *45*, 2674 – 2698.
- [91] Daniewski, A. R., Kiegiel, J. *J. Org. Chem.* **1988**, *53*, 5535 – 5538.
- [92] Szczepek, W. *J. Pol. J. Chem.* **1981**, *55*, 709 – 711.
- [93] Belg. 834 489 (14.4.1976) Schering, A.-G. *Chem. Abstr.* **86**, 73006s.
- [94] For a study of the corresponding ethynylestra-3,7 α ,17 β -triol as potential antifertility agent, see: Peters, R. H., Crowe, D. F., Avery, M. A., Chong, W. K. M., Tanabe, M. *J. Med. Chem.* **1988**, *31*, 572 – 576.
- [95] Mueller, R. E., Woliz, H. H. *Endocrinology* **1977**, *100*, 513 – 519.
- [96] Wani, M. C., Rector, D. H., White, D. H., Pitt, C. G., Kimmel, G. *J. Med. Chem.* **1977**, *20*, 547 – 551.
- [97] Weber, H., Hoeller, M., Breuer, H. *J. Chromatogr.* **1982**, *235*, 523 – 526.
- [98] Hansson, T., Rafter, J. *Gen. Comp. Endocrinol.* **1983**, *49*, 490 – 495; *Chem. Abstr.* **1983**, *98*, 86609p.
- [99] Burdett, J. E. Jr., Rao, P. N., Kim, H. K., Karten, M. T., Blye, R. P. *J. Chem. Soc., Perkin Trans. 1* **1982**, 2877 – 2880.
- [100] a) Arunachalam, T., Caspi, E. *J. Org. Chem.* **1981**, *46*, 3415 – 3420. For the *in situ* preparation of phenylselenium bromide, see: b) Sharpless, K. B., Lauer, R. F. *J. Org. Chem.* **1974**, *39*, 429 – 430.
- [101] Longcope, C., Arunachalam, T., Caspi, E. *Can. J. Biochem.* **1982**, *60*, 152 – 156.
- [102] Leon, A. A.; Mettler, F. A.; Hylarides, M. D. *Steroids* **1986**, *48*, 395 – 400.
- [103] Kametani, T., Aizawa, M., Nemoto, H. *Tetrahedron* **1981**, *37*, 2547 – 2554.
- [104] Loozen, H. J., van Dam, W., de Winter, M. S. *Rec. Trav. Chim. Pays-Bas* **1983**, *102*, 433 – 437; *Chem. Abstr.* **1984**, *100*, 85982c.
- [105] Pejanovic, V. M., Petrovic, J. A., Csabadi, J. J., Stankovic, S. M., Miljkovic, *Tetrahedron* **1995**, *51*, 13379 – 13384.
- [106] Miller, C. P., Jirkovsky, I., Tran, B. D., Harrsi, H. A., Moran, R. A., Komm, B. S. *Bioorg. Med. Chem.* **2000**, *10*, 147 – 151.
- [107] PCT Int. Appl. WO 99 20 646 (29.4.1999) American Home Products Corp. (Miller, C. P., Jirkovsky, I., Tran, B. D.) *Chem. Abstr.* **1999**, *130*, 311975f.
- [108] Spera, D., Cabrera, G., Fiaschi, R., Carlson, K. E., Katzenellenbogen, J. A., Napolitano, E. *Bioorg. Med. Chem. Lett.* **2004**, *12*, 4393 – 4401.
- [109] Tremblay, M. R., Simard, J., Poirier, D. *Bioorg. Med. Chem. Lett.* **1999**, *9*, 2827 – 2832.
- [110] Tremblay, M. R., Poirier, D. *J. Comb. Chem.* **1999**, *2*, 48 – 65.
- [111] Wang, J. *MSc thesis*, Kyushu Univ., Fukuoka, Japan, **2003**.
- [112] a) Wuest, F. R. *Methods Mol. Biol.* **2001**, *176*, 133 – 143; b) Wuest, F. R. *Curr. Top. Steroid Res.* **2004**, *4*, 197 – 205.
- [113] For studies on metabolites of ICI-182780, the compound has been transformed to 3,17-glucuronides: Ferguson, J. M.; Harding, J. R.; Lombard, K. W.; Scheinmann, F.; Stachulski, A. V. *Tetrahedron Lett.* **2000**, *41*, 389 – 392.
- [114] More recent patents concerning 7 α -substituted estra-1,3,5(10)-triene derivatives: PCT Int. Appl. 99 33858 (8.7.1999) SRI International (Tanabe, M., Peters, R. H., Chao, W.-R., Shigeno, K.) *Chem. Abstr.* **1999**, *131*, 88083m: Estrone sulfamates as inhibitors of estrone sulfatase. PCT Int. Appl. WO 99 33859 (8.7.1999) SRI International (Tanabe, M., Peters, R. H., Caho, W.-R., Yong, L.) *Chem. Abstr.* **1999**, *131*, 88084n: compound **141** (see below): antitumour activity against tamoxifen resistant mammary carcinoma.

**141**Akzo Noble **1998**

- [115] Some of the more recently patented compounds with structures similar to ICI-182780 (and to ICI-164384), and with an 11 β -fluoro substituent: a) Ger. Offenl. DE 19 758 396 (1.7.1999) Schering A.-G. (Bohlmann, R., Heinrich, N., Hofmeister, H., Kroll, J., Künzer, H., Sauer, G., Zorn, L., Fritzscheier, K. H., Lessl, M., Lichtner, R., Nishino, Y., Parczyk, K., Schneider, M.) *Chem. Abstr.* **1999**, *131*, 73481h: 11 β -fluoro-7 α -[methyl(9,10,10-pentafluorodecyl)-amino]pentyl]-estra-1,3,5(10)-triene-3,17 β -diol and 11 β -fluoro-7 α -[methylaminopentyl]-estra-1,3,5(10)-triene-3,17 β -diol as antiestrogens; b) PCT Int. WO 99 33855 (8/7/1999) Schering A.-G. (Bohlmann, R., Heinrich, N., Hofmeister, H., Kroll, J., Künzer, H., Sauer, G., Zorn, L., Fritzscheier, K.-H., Lessl, M., Lichtner, R., Nishino, Y., Parczyk, K., Schneider, M.) *Chem. Abstr.* **1999**, *131*, 88082k; c) Ger. Offenl. DE 10 011 883 (11.10.2001) Schering, A.-G. (Winter, G.; Kroll, J., Vettel, S., Beckmann, W.) *Chem. Abstr.* **2001**, *135*, 288952p: 11 β -fluoro-7 α -[5-[methyl(7,7,8,8,9,9,10,10,10-nonafluorodecyl)-amino]pentyl]estra-1,3,5(10)-triene-3,17 β -diol; d) PCT Int. Appl. WO 0014104 (16.3.2000) Schering, A.-G. (Beckmann, W., Winter, G., Ewers, C., Westermann, J.): 11 β -fluoro-7 α -[methyl(10,10,11,11,11-pentafluoro-4-thiaundecyl)-amino]pentyl]-estra-1,3,5(10)-triene-3,17 β -diol; and with no substituent at C-11: e) PCT Int. Appl. WO 98 07 740 (26.2.1998) Schering, A.-G. (Bohlmann, R., Bittler, D., Heindi, J., Heinrich, N., Hofmeister, H., Künzer, H., Sauer, G., Hegele-Hartung, C., Lichtner, R., Nishino, Y., Parczyk, K., Schneider, M.) *Chem. Abstr.* **1998**, *128*, 217543a: 7 α -(ξ -aminoalkyl)estra-3,17 β -diols as antiestrogens; f) PCT Int. Appl. 2003 045972 (5.6.2003) Schering A.-G. (Bohlmann, R., Heinrich, N., Jautelat, R., Kroll, J., Petrov, O., Reichel, A., Hoffman, J., Lichtner, R.) *Chem. Abstr.* **2003**, *139*, 22384: 7 α -substituted 17 α -alkyl-11 β -halo-estra-3,17 β -diols as antiestrogenic medicaments; g) PCT Int. Appl. WO 01 42 186 (14.6.2001) C+C Research Laboratories (Jo, J., Kwon, H., Lim, H., Choi, J., Morikawa, K., Kanbe, Y., Nishimoto, M., Kim, M., Nishimura, Y.) *Chem. Abstr.* **2001**, *135*, 19815x: (2S)-10-(3,17 β -dihydroxyestra-1,3,5(10)-trien-7 α -yl)-2-(4,4,5,5,6,6,7,7,7-nonafluoroheptyl)-decanoic acid as antiestrogen; h) PCT Int. Appl. WO 2003 087120 (23.1.2003) Chugai Seiyaku Kabushiki Kaisha (Nabuchi, Y., Araya, H., Kawata, S., Morikawa, K., Kanbe, Y., Ohtake, Y., Kaiho, S., Taniguchi, K., Tsunenari, T., Takasu, H.) *Chem. Abstr.* **2003**, *139*, 338124 and i) PCT Int. Appl. WO 2003 004515 (16.1.2003) Chugai Seiyaku Kabushiki Kaisha (Suzuki, Y., Kato, T., Aoyama, H., Misono, T., Khebnikov, A., Mizutain, A., Ohtake, Y., Ikeda, T., Takano, K., Kwon, H., Ho, P.-S., Kim, J.-S., Lee, W.-I., Park, C.-H., Lee, S.-H., Ahn, S.-O.) *Chem. Abstr.* **2003**, *138*, 106875: 10-(3,17 β -dihydroxyestra-1,3,5(10)-trien-7 α -yl)-2-(4,4,5,5,6,6,7,7,7-nonafluoroheptyl)-decanoic acid and analogs for the treatment of osteoporosis and breast cancer, and the process of their industrial production; j) PCT Int. Appl. WO 2005 077968 (13.2.2004) Innoventus Project AB (Pettersson, L.) *Chem. Abstr.* **2005**, *143*, 230061: 7 α -substituted 17-alkylene-estra-3,16 β -diols as therapeutics in cancer treatment; k) PCT Int. Appl. WO 2005 105823 (28.4.2004) Jiangsu Hansoh Pharmaceutical Co., Ltd. (Zhong, H., Lue, A.) *Chem. Abstr.* **2005**, *143*, 422519: 7 α -[9-[(4,4,5,5,5-pentafluoropentyl)sulfonyl]nonyl]estra-1,3,5(10)-triene-3,17 β -diol-17 β -propanoate and related esters as therapeutic agents against breast cancer.
- [116] For pentacyclic structures derived from C7-substituted estranes, see: a) PCT Int. Appl. WO 2002 026763 (4.4.2002) Jenapharm GmbH & Co. K.-G. (Mueller, G., Kollenkirchen, U., Kosemund, D., Fritzscheier, K.-H.) *Chem. Abstr.* **2002**, *136*, 279608; b) PCT Int. Appl. WO 2002 000682 (3.1.2002) Akzo Nobel N.V. (Loozen, H. J. J.) *Chem. Abstr.* **2002**, *136*, 70001; see also ref. 53.



- [117] For reviews including conjugates of steroids with bioactive residues, see: a) Paschke, R., Paetz, C. Müller, T., Schmoll, H. J., Müller, H., Sorkau, E., Sinn, E. *Curr. Med. Chem.* **2003**, *10*, 2033 – 2044; b) Tietze, L., Bell, H. P., Chandrasekhar, S. *Angew. Chem. Int. Ed. Engl.* **2003**, *42*, 3996 – 4028.
- [118] For linkages of anti-tumour agents at other positions than at C-7, see (linkages to the steroidal framework are *via* hydroxy or phenoxy functions): for ligands with active metals tethered to C17 β , see: a) Jackson, A.; Davis, J.; Pither, R. J., Rodger, A. M., Hannon, M. J. *Inorg. Chem.* **2001**, *40*, 3964 – 3973 and ref. cited; for Pt(II)-complexes linked at C17 β : b) Perron, V., Rabouin, D.,

Asselin, E., Parent, S., C.-Gaudreault, R., Berube, G. *Bioorg. Chem.* **2005**, *33*, 1 – 15; c) Descouteaux, C., Provencher-Mandeville, J., Mathieu, I., Perron, V., Mandal, S. K., Asselin, E., Berube, G. *Bioorg. Med. Chem. Lett.* **2003**, *13*, 3927 – 3931; for Pt(II)-complexes linked at C3, C6, and C17, see: d) Brunner, H., Sperl, G. *Monatsh. Chem.* **1993**, *124*, 83 – 102; for Pt(IV)-complexes linked at C17 β : e) Barnes, K. R., Kutikov, A., Lippard, S. J. *Chem. Biol.* **2004**, *11*, 557 – 564; for Pt(II) liganded at C3: f) Altman, Castrillo, T., Beck, W., Bernhardt, G., Schoenenberger, H. *Inorg. Chem.* **1991**, *30*, 4085 – 4088; for estradiol hybrids with ene-diyne at C16/C17, see: g) Meert, C., Wang, J., De Clercq, P. *J. Tetrahedron Lett.* **1997**, *38*, 2179 – 2182; for estradiol hybrids with ene-diyne at C17, see: h) Jones, G. B., Hynd, G., Wright, J. M., Purohit, A., Plourde II, G. W., Huber, R. S., Mathews, J. E., Li, A., Kilgorl, M. W., Bublely, G. J., Yancisin, M., Brown, M. A. *J. Org. Chem.* **2001**, *66*, 3688 – 3695; for estradiol hybrids with mustards: estramustine phosphate sodium for the treatment of prostate cancer, see: i) Simpson, D., Wagstaff, A. J. *Am. J. Cancer* **2003**, *2*, 373 – 393; for estradiol hybrids with taxol linked at C11 and C16: j) Liu, C., Strobl, J. S., Bane, S., Schilling, J. K., McCracken, M., Chatterjee, S. K., Rahim-Bata, R., Kingston, D. G. I. *J. Nat. Prod.* **2004**, *67*, 152 – 159; for anthracycline estrone conjugates, see: doxorubicin at C17: k) Hartman, N. G., Patterson, L. H., Workman, P., Suarato, A., Angelucci, *Biochem. Pharmacol.* **1990**, *40*, 1164 – 1167; l) Kasiotis, K. M., Magiatis, P., Pratsinis, H., Skaltsounis, A.-L., Abadjmi, V., Charalambous, A., Moutsatsou, P., Haroutounian, S. A. *Steroids* **2001**, *66*, 785 – 791.

[119] for porphyrin-estradiol conjugates for photodynamic therapy with the porphyrin linked *via* a tether to C11, see: a) James, D. A., Swamy, N., Paz, N., Hanson, R. N., Ray, R. *Bioorg. Med. Chem. Lett.* **1999**, *9*, 2379 – 2384; for phthalocyanine-estradiol conjugates with the phthalocyanine linked at C17, see: b) Khan, E. H., Ali, H., Tian, H., Rousseau, J., Tessier, G., Shafiqullah, van Lier, J. E. *Bioorg. Med. Chem. Lett.* **2003**, *13*, 1287 – 1290.